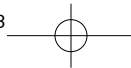


2008-09 REVIEW





2008-09 REVIEW

The Saint Joseph's men's basketball team was faced with a unique challenge in 2008-09, playing without its usual home court, as historic Alumni Memorial Fieldhouse was in the midst of a major renovation and expansion project. The Hawks played at their 'home away from home,' The Palestra, and counted on the passion of the SJU fans to provide a home court advantage.

The season had a number of highs, and despite the squad missing the postseason, it was highlighted by an outstanding individual performance from senior Ahmad Nivins, who closed out his career as one of the best big men in Hawk history.

At the start, the Hawks could never seem to put together any kind of streak, alternating wins and losses. Saint Joseph's opened the year hosting Rider at the Wachovia Center, and opened on a winning note in its first-ever appearance in that arena. SJU participated for the first time in the prestigious EA Sports Maui Invitational, falling to Texas and Alabama, but beating Indiana. Saint Joseph's scored wins over Lehigh, Towson and Cornell, but suffered losses to city rivals Villanova and Drexel in the early part of the season.

But as has become the norm under Phil Martelli-coached teams, the Hawks rose to the occasion with the start of the A-10 schedule. The new year came and SJU won seven straight and nine of 10 contests through the month of January to own a 12-8 record, and a 5-0 conference mark. Included in that span



Garrett Williamson earned Atlantic 10 All-Defensive Team honors.

were two overtime conference wins, including a triple overtime thriller over Rhode Island. Nivins showed his dominance and candidacy for A-10 Player of the Year honors as he posted 28 points and 20 rebounds in that victory, while also garnering 34 points and 16 rebounds in the overtime win over Duquesne.


A loss at Dayton interrupted the winning streak, and, after victories over George Washington and Massachusetts at the beginning of February, the Hawks would go on to lose five in a row. Back-to-back defeats at the hands of city foes Temple and La Salle as well as Saint Louis, Massachusetts and Xavier dimmed the Hawks' postseason chances as SJU fell to 14-13.

After winning two of three games to close out the regular season, SJU hoped that it could make its traditional run through the Atlantic 10 Tournament. The fifth-seeded Hawks opened play in Atlantic City by defeating Charlotte, but then ran into nemesis Temple in the tournament for the third straight year, and suffered their fifth straight loss to the Owls to end the year at 17-15.

The Hawks' inconsistency plagued them all year long, as did the lack of outside scorers to take the burden off Nivins. Senior guard Tasheed Carr helped the cause, scoring 14.3 points per game, while averaging 22 points in his final four games to earn All-Big 5 Second Team honors.

Through it all, Nivins continued his dominance and was called the "best player in the city and the conference" by his coach. That prediction came true as the senior was named the Atlantic 10 Player of the Year, becoming the third Hawk in the past six years to win the conference's top award. Nivins, who averaged 19.2 points and 11.8 rebounds, was crowned the best in the city as well, earning the Geasey Award as the Big 5's MVP. The senior became only the second A-10 player to lead the conference in field goal percentage for three straight seasons, while setting the school record with a career mark of 62.7 percent. Nivins earned Associated Press Honorable Mention All-America honors to join a distinguished list of Hawks who had achieved that recognition. He also became the 28th Hawk to be chosen in the NBA Draft, as the Dallas Mavericks selected him with the 56th overall pick.

Junior Garrett Williamson earned selection to the Atlantic 10 All-Defensive Team while classmate Darrin Govens was the Hawks' third double-figure scorer, averaging 12.5 points. Forward Idris Hilliard was one of SJU's Most Improved Players in '08-09 and joins Williamson and Govens as the team's returning starters for 2009-10.



Ahmad Nivins was an Honorable Mention All-America while earning the Player of the Year Awards in both the Atlantic 10 and the Big 5.

2008-09 Awards/Accomplishments

AHMAD NIVINS

- NBA Draft Selection - Dallas Mavericks (56th overall)
- Associated Press Honorable Mention All-America
- Atlantic 10 Player of the Year
- Atlantic 10 All-Conference 1st Team
- NABC All-District 1st Team
- USBWA All-District Team
- Geasey Award (Big 5 Player of the Year)
- All-Big 5 1st Team
- Atlantic 10 Player of the Week (5 times)
- Big 5 Player of the Week (4 times)
- John P. Hilferty Memorial Award (MVP)
- Class of 1950 Award

C.J. BROWN

- Robert F. O'Neill Award (Most Improved Player)

TASHEED CARR

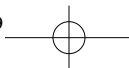
- All-Big 5 2nd Team
- Atlantic 10 Player of the Week (2/1)

IDRIS HILLIARD

- Robert F. O'Neill Award (Most Improved Player)

GARRETT WILLIAMSON

- Atlantic 10 All-Defensive Team
- George Senesky Memorial Academic Award



2008-09 REVIEW

2008-09 Overall Statistics (17-15; A-10: 9-7; Big 5: 1-3)

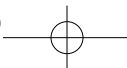
P L A Y E R	GP-GS	MIN-AVG	FG-FGA	PCT	3-PT		FT-FTA	PCT	R E B O U N D S				PF-D	A	TO	BLK	ST	PTS	AVG
					FG-FGA	PCT			OFF	DEF	TOT	AVG							
34 NIVINS, Ahmad	32-32	1259-39.3	205-335	.612	0-1	.000	203-258	.787	126	252	378	11.8	70-0	32	87	56	26	613	19.2
00 CARR, Tasheed	31-31	1081-34.9	143-360	.397	51-125	.408	106-148	.716	33	118	151	4.9	84-3	134	78	6	43	443	14.3
13 GOVENS, Darrin	32-31	1118-34.9	137-362	.378	72-208	.346	53-73	.726	10	75	85	2.7	88-4	84	60	3	52	399	12.5
32 HILLIARD, Idris	32-31	901-28.2	119-224	.531	0-2	.000	55-81	.679	77	100	177	5.5	95-2	35	60	9	18	293	9.2
15 WILLIAMSON, G.	32-32	1091-34.1	63-170	.371	3-12	.250	65-96	.677	20	99	119	3.7	94-3	145	72	38	49	194	6.1
40 IRWIN, Bryant	32-1	365-11.4	42-106	.396	11-39	.282	5-10	.500	20	31	51	1.6	35-0	8	21	2	8	100	3.1
01 PRESCOTT, Chris	32-0	403-12.6	30-105	.286	20-71	.282	11-14	.786	5	15	20	0.6	35-0	18	26	4	6	91	2.8
11 BENTLEY, Charoy	25-1	205-8.2	11-41	.268	3-17	.176	5-6	.833	3	9	12	0.5	20-0	9	11	0	3	30	1.2
22 LASHLEY, Edwin	12-1	30-2.5	4-12	.333	2-10	.200	4-4	1.000	0	3	3	0.3	6-0	1	4	0	1	14	1.2
45 ROGERS, A.J.	12-0	36-3.0	3-5	.600	0-0	.000	0-0	.000	3	4	7	0.6	3-0	2	4	0	1	6	0.5
21 ADEBAYO, Temi	11-0	19-1.7	0-1	.000	0-0	.000	1-2	.500	1	3	4	0.4	3-0	1	2	1	0	1	0.1
55 AURIEMMA, Mike	5-0	8-1.6	0-0	.000	0-0	.000	0-0	.000	0	0	0	0.0	2-0	2	0	0	0	0	0.0
05 BROWN, C.J.	6-0	9-1.5	0-1	.000	0-0	.000	0-0	.000	0	2	2	0.3	2-0	1	0	0	0	0	0.0
TEAM									31	64	95	3.0	1			4			0
Total	32	6525	757-1722	.440	162-485	.334	508-692	.734	329	775	1104	34.5	538-12	472	429	119	207	2184	68.2
Opponents	32	6525	776-1850	.419	197-585	.337	371-549	.676	383	714	1097	34.3	613-	471	407	73	212	2120	66.2

SCORE BY PERIODS	1st	2nd	OT1	OT2	OT3	TOTAL
Saint Joseph's	1011	1128	21	12	12	2184
Opponents	983	1095	24	12	6	2120

Atlantic 10 Statistics (9-7)

P L A Y E R	GP-GS	MIN-AVG	FG-FGA	PCT	3-PT		FT-FTA	PCT	R E B O U N D S				PF-D	A	TO	BLK	ST	PTS	AVG
					FG-FGA	PCT			OFF	DEF	TOT	AVG							
34 NIVINS, Ahmad	16-16	647-40.4	95-166	.572	0-0	.000	122-152	.803	59	141	200	12.5	36-0	17	46	27	8	312	19.5
00 CARR, Tasheed	15-15	530-35.3	71-170	.418	27-62	.435	51-69	.739	14	58	72	4.8	38-1	77	34	3	19	220	14.7
13 GOVENS, Darrin	16-15	559-34.9	64-176	.364	31-97	.320	23-35	.657	8	36	44	2.8	50-3	43	24	0	24	182	11.4
32 HILLIARD, Idris	16-15	469-29.3	68-127	.535	0-1	.000	34-51	.667	39	51	90	5.6	51-1	13	30	3	4	170	10.6
15 WILLIAMSON, G.	16-16	573-35.8	30-89	.337	2-6	.333	40-58	.690	10	57	67	4.2	46-1	68	37	18	23	102	6.4
01 PRESCOTT, Chris	16-0	257-16.1	21-65	.323	14-41	.341	7-9	.778	4	11	15	0.9	17-0	11	13	3	1	63	3.9
40 IRWIN, Bryant	16-1	176-11.0	21-57	.368	6-22	.273	2-4	.500	9	21	30	1.9	18-0	4	13	1	4	50	3.1
22 LASHLEY, Edwin	4-1	10-2.5	2-4	.500	1-3	.333	2-2	1.000	0	1	1	0.3	3-0	0	2	0	0	7	1.8
45 ROGERS, A.J.	5-0	20-4.0	2-2	1.000	0-0	.000	0-0	.000	0	3	3	0.6	2-0	0	1	0	0	4	0.8
11 BENTLEY, Charoy	10-1	48-4.8	2-6	.333	0-2	.000	0-0	.000	0	2	2	0.2	5-0	2	3	0	1	4	0.4
21 ADEBAYO, Temi	3-0	4-1.3	0-0	.000	0-0	.000	1-2	.500	0	1	1	0.3	0-0	0	1	1	0	1	0.3
55 AURIEMMA, Mike	3-0	3-1.0	0-0	.000	0-0	.000	0-0	.000	0	0	0	0.0	2-0	1	0	0	0	0	0.0
05 BROWN, C.J.	4-0	4-1.0	0-0	.000	0-0	.000	0-0	.000	0	2	2	0.5	2-0	0	0	0	0	0	0.0
TEAM									18	30	48	3.0	0			3			0
Total	16	3300	376-862	.436	81-234	.346	282-382	.738	161	414	575	35.9	270-6	236	207	56	841115	69.7	
Opponents	16	3300	404-960	.421	106-320	.331	170-268	.634	184	362	546	34.1	314-	260	176	42	991084	67.8	

SCORE BY PERIODS	1st	2nd	OT1	OT2	OT3	TOTAL
Saint Joseph's	518	558	15	12	12	1115
Opponents	484	568	14	12	6	1084



2008-09 REVIEW

Results/Game Highs

Overall: 17-15		Atlantic 10: 9-7		Big 5: 1-3		Home: 8-6		Away: 7-6		Neutral: 2-3	
OPPONENT	DATE	RESULT	POINTS	REBOUNDS	ASSISTS	STEALS	BLOCKS				
RIDER (WC)	11/14/08	69-57 W	25-NIVINS, Ahmad	13-NIVINS, Ahmad	4-WILLIAMSON, Garrett CARR, Tasheed GOVENS, Darrin	3-HILLIARD, Idris GOVENS, Darrin	4-NIVINS, Ahmad				
at Holy Cross	11/16/08	69-73 L-OT	17-NIVINS, Ahmad	12-NIVINS, Ahmad	3-CARR, Tasheed PRESCOTT, Chris	3-GOVENS, Darrin	1-NIVINS, Ahmad				
vs. Texas % (#6)	11/24/08	50-68 L	14-NIVINS, Ahmad	13-NIVINS, Ahmad	6-WILLIAMSON, Garrett	3-WILLIAMSON, Garrett NIVINS, Ahmad	2-WILLIAMSON, Garrett				
vs. Indiana %	11/25/08	80-54 W	23-GOVENS, Darrin	8-NIVINS, Ahmad	9-WILLIAMSON, Garrett	3-CARR, Tasheed	4-NIVINS, Ahmad				
vs. Alabama %	11/26/08	48-58 L	23-CARR, Tasheed	8-NIVINS, Ahmad	3-WILLIAMSON, Garrett	3-WILLIAMSON, Garrett	3-NIVINS, Ahmad				
at. Lehigh	12/2/08	77-64 W	20-NIVINS, Ahmad	17-NIVINS, Ahmad	8-WILLIAMSON, Garrett	3-GOVENS, Darrin	2-NIVINS, Ahmad				
CREIGHTON	12/6/08	58-69 L	18-NIVINS, Ahmad	11-NIVINS, Ahmad	3-GOVENS, Darrin CARR, Tasheed	4-CARR, Tasheed	1-IRWIN, Bryant NIVINS, Ahmad WILLIAMSON, Garrett				
at Towson	12/9/08	85-64 W	25-NIVINS, Ahmad	10-WILLIAMSON, Garrett	10-WILLIAMSON, Garrett	2-GOVENS, Darrin WILLIAMSON, Garrett	1-NIVINS, Ahmad WILLIAMSON, Garrett				
at Villanova (#15)^	12/11/08	56-59 L	18-GOVENS, Darrin	8-NIVINS, Ahmad HILLIARD, Idris	6-WILLIAMSON, Garrett	2-GOVENS, Darrin	2-NIVINS, Ahmad				
CORNELL	12/22/08	71-67 W	26-NIVINS, Ahmad	16-NIVINS, Ahmad	6-CARR, Tasheed NIVINS, Ahmad WILLIAMSON, Garrett	2-CARR, Tasheed	2-WILLIAMSON, Garrett				
SIENA	12/28/08	74-75 L	20-HILLIARD, Idris	9-HILLIARD, Idris	7-WILLIAMSON, Garrett	3-CARR, Tasheed NIVINS, Ahmad	3-WILLIAMSON, Garrett				
DREXEL	12/31/08	52-64 L	19-CARR, Tasheed	9-HILLIARD, Idris	3-WILLIAMSON, Garrett CARR, Tasheed	4-WILLIAMSON, Garrett	3-WILLIAMSON, Garrett				
at Ball State	1/3/09	63-55 W	19-NIVINS, Ahmad	8-NIVINS, Ahmad	4-CARR, Tasheed	3-GOVENS, Darrin	2-WILLIAMSON, Garrett				
RHODE ISLAND*	1/10/09	92-86 W-OT	28-NIVINS, Ahmad	20-NIVINS, Ahmad	7-WILLIAMSON, Garrett	5-WILLIAMSON, Garrett	3-NIVINS, Ahmad WILLIAMSON, Garrett				
at St. Bonaventure*	1/14/09	62-51 W	17-HILLIARD, Idris	13-NIVINS, Ahmad	5-WILLIAMSON, Garrett GOVENS, Darrin	3-GOVENS, Darrin	3-NIVINS, Ahmad				
CHARLOTTE*	1/18/09	78-69 W	25-NIVINS, Ahmad	10-NIVINS, Ahmad	8-WILLIAMSON, Garrett	3-WILLIAMSON, Garrett	1-NIVINS, Ahmad WILLIAMSON, Garrett PRESCOTT, Chris				
DUQUESNE*	1/21/09	99-98 W-OT	34-NIVINS, Ahmad	16-NIVINS, Ahmad	6-GOVENS, Darrin	3-GOVENS, Darrin	3-WILLIAMSON, Garrett				
PENN^	1/24/09	80-68 W	20-NIVINS, Ahmad GOVENS, Darrin	17-NIVINS, Ahmad	6-GOVENS, Darrin	2-CARR, Tasheed	3-NIVINS, Ahmad				
at Richmond*	1/28/09	68-58 W	21-CARR, Tasheed	14-NIVINS, Ahmad	8-CARR, Tasheed	2-GOVENS, Darrin	3-NIVINS, Ahmad				
at Dayton*	2/1/09	58-69 L	14-CARR, Tasheed	13-NIVINS, Ahmad	4-CARR, Tasheed	1-GOVENS, Darrin CARR, Tasheed IRWIN, Bryant NIVINS, Ahmad	1-WILLIAMSON, Garrett NIVINS, Ahmad				
G. WASHINGTON*	02/4/09	66-58 W	16-NIVINS, Ahmad	11-NIVINS, Ahmad	7-CARR, Tasheed	4-GOVENS, Darrin	2-NIVINS, Ahmad				
at Massachusetts*	02/8/09	68-64 W	21-NIVINS, Ahmad	12-NIVINS, Ahmad	5-CARR, Tasheed	1-CARR, Tasheed HILLIARD, Idris GOVENS, Darrin	3-NIVINS, Ahmad				
TEMPLE*	2/12/09	59-61 L	21-NIVINS, Ahmad	9-CARR, Tasheed	5-WILLIAMSON, Garrett	2-HILLIARD, Idris	1-NIVINS, Ahmad				
at La Salle**^	2/14/09	68-75 L	21-GOVENS, Darrin	14-NIVINS, Ahmad	8-WILLIAMSON, Garrett	2-CARR, Tasheed	2-WILLIAMSON, Garrett				
at Saint Louis*	2/18/09	71-73 L	22-NIVINS, Ahmad	11-NIVINS, Ahmad	6-CARR, Tasheed	1-CARR, Tasheed NIVINS, Ahmad IRWIN, Bryant	1-NIVINS, Ahmad WILLIAMSON, Garrett				
MASSACHUSETTS*	2/22/09	69-70 L	21-NIVINS, Ahmad	11-NIVINS, Ahmad HILLIARD, Idris	8-CARR, Tasheed	1-CARR, Tasheed GOVENS, Darrin NIVINS, Ahmad	2-NIVINS, Ahmad				
XAVIER* (#19)	2/26/09	54-68 L	24-NIVINS, Ahmad	8-NIVINS, Ahmad	5-WILLIAMSON, Garrett	3-GOVENS, Darrin	1-WILLIAMSON, Garrett				
ST. BONAVENTURE*	3/1/09	73-62 W	22-NIVINS, Ahmad	11-HILLIARD, Idris	5-WILLIAMSON, Garrett	3-WILLIAMSON, Garrett	2-NIVINS, Ahmad WILLIAMSON, Garrett				
at Temple**^	3/5/09	59-68 L	22-CARR, Tasheed	16-NIVINS, Ahmad	5-CARR, Tasheed	4-WILLIAMSON, Garrett	None				
at Fordham*	3/7/09	71-54 W	20-CARR, Tasheed	15-NIVINS, Ahmad	7-CARR, Tasheed	3-CARR, Tasheed	2-NIVINS, Ahmad				
vs. Charlotte**	3/11/09	72-62 W	22-CARR, Tasheed	14-NIVINS, Ahmad	5-WILLIAMSON, Garrett CARR, Tasheed	3-GOVENS, Darrin WILLIAMSON, Garrett	2-WILLIAMSON, Garrett				
vs. Temple**	3/12/09	65-79 L	23-CARR, Tasheed	14-NIVINS, Ahmad	5-WILLIAMSON, Garrett	5-NIVINS, Ahmad	None				

Home Games in CAPS at The Palestra except where noted

(WC) Wachovia Center, Philadelphia, Pa.

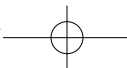
% EA Sports Maui Invitational, Lahaina, Hawaii

* Atlantic 10 Conference game

^ Big 5 game

** Atlantic 10 Tournament, Boardwalk Hall, Atlantic City, N.J.

AP Ranking in ()

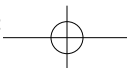


2008-09 REVIEW

Points-Rebounds-Assists

OPPONENT	DATE	SCORE	W/L	#0 CARR	#1 PRESCOTT	#5 BROWN	#11 BENTLEY	#13 GOVENS	#15 WILLIAMSON	#21 ADEBAYO	#22 LASHLEY
RIDER	11/14/08	69-57	W	8-5-4	5-0-0	DNP	0-1-1	19-1-4	2-3-4	DNP	0-0-0
at Holy Cross	11/16/08	69-73	L-OT	16-3-3	7-1-3	DNP	2-1-0	13-7-2	4-0-2	0-0-0	DNP
vs. Texas	11/24/08	50-68	L	9-6-1	0-1-1	DNP	7-0-0	12-1-2	0-5-6	0-0-0	0-0-0
vs. Indiana	11/25/08	80-54	W	10-3-5	4-0-0	0-0-0	2-1-1	23-3-4	11-4-9	0-2-0	2-1-0
vs. Alabama	11/26/08	48-58	L	23-4-1	0-0-1	DNP	0-0-0	2-1-0	3-3-3	0-0-0	0-0-0
at Lehigh	12/2/08	77-64	W	9-6-4	3-0-0	DNP	7-3-2	16-2-2	4-3-8	0-0-0	DNP
CREIGHTON	12/6/08	58-69	L	11-9-3	6-1-1	DNP	2-0-0	13-0-3	6-4-1	DNP	0-0-0
at Towson	12/9/08	85-64	W	11-8-1	3-0-0	0-0-1	0-0-0	22-2-3	8-10-10	0-1-1	5-1-1
at Villanova	12/11/08	56-59	L	10-3-5	0-0-0	DNP	2-0-1	18-3-1	2-4-6	DNP	DNP
CORNELL	12/22/08	71-67	W	9-2-6	0-0-0	DNP	0-0-0	15-2-4	2-1-2	0-0-0	DNP
SIENA	12/28/08	74-75	L	10-3-5	0-0-0	DNP	4-2-0	11-4-4	10-4-7	DNP	0-0-0
DREXEL	12/31/08	52-64	L	19-4-3	0-1-0	DNP	0-0-0	5-2-0	6-0-3	0-0-0	0-0-0
at Ball State	1/3/09	63-55	W	18-6-4	0-0-0	DNP	0-1-1	11-4-2	7-1-3	DNP	DNP
RHODE ISLAND	1/10/09	92-86	W-3OT	14-5-6	5-2-0	DNP	DNP	21-3-5	7-3-7	DNP	DNP
at St. Bonaventure	1/14/09	62-51	W	8-4-3	5-1-0	0-1-0	0-0-0	11-8-5	3-5-5	0-0-0	DNP
CHARLOTTE	1/18/09	78-69	W	17-3-4	6-1-0	DNP	0-0-0	11-3-6	7-4-8	DNP	DNP
DUQUESNE	1/21/09	99-98	W-OT	17-5-5	9-2-4	DNP	0-0-0	9-5-6	5-5-5	DNP	DNP
PENN	1/24/09	80-68	W	15-4-5	0-0-0	DNP	0-0-0	20-5-6	11-3-3	DNP	DNP
at Richmond	1/28/09	68-58	W	21-6-8	6-1-0	DNP	0-0-0	9-1-0	4-6-4	DNP	DNP
at Dayton	2/1/09	58-69	L	14-0-4	3-1-0	DNP	0-0-0	11-3-2	6-5-1	DNP	DNP
GEORGE WASHINGTON	2/4/09	66-58	W	14-6-7	3-1-2	DNP	DNP	14-3-2	5-2-2	DNP	DNP
at Massachusetts	2/8/09	68-64	W	14-6-5	3-2-2	DNP	2-0-0	11-3-4	7-6-1	DNP	DNP
TEMPLE	2/12/09	59-61	L	14-9-3	0-2-0	DNP	0-0-0	8-3-3	10-3-5	DNP	DNP
at La Salle	2/14/09	68-75	L	11-6-3	0-0-0	DNP	DNP	21-1-1	5-6-8	DNP	0-0-0
at Saint Louis	2/18/09	71-73	L	5-3-6	9-0-0	DNP	DNP	10-0-2	10-1-0	DNP	DNP
MASSACHUSETTS	2/22/09	69-70	L	12-4-8	5-1-1	DNP	0-0-0	9-0-4	10-3-4	DNP	DNP
XAVIER	2/26/09	54-68	L	DNP	0-0-0	0-1-0	0-2-2	7-2-1	5-3-5	1-0-0	0-0-0
ST. BONAVENTURE	3/1/09	73-62	W	17-3-3	3-0-2	DNP	DNP	8-4-1	7-5-5	DNP	5-0-0
at Temple	3/5/09	59-68	L	22-7-5	0-0-0	0-0-0	DNP	14-2-1	0-4-4	DNP	DNP
at Fordham	3/7/09	71-54	W	20-5-7	6-1-0	0-0-0	2-0-0	8-3-0	11-6-4	0-1-0	2-1-0
vs. Charlotte	3/11/09	72-62	W	22-6-5	0-0-0	DNP	DNP	8-2-1	12-5-5	DNP	DNP
vs. Temple	3/12/09	65-79	L	23-7-2	0-1-1	DNP	0-1-1	9-2-3	4-2-5	DNP	DNP

OPPONENT	DATE	SCORE	W/L	#32 HILLIARD	#34 NIVINS	#40 IRWIN	#45 ROGERS	#55 AURIEMMA
RIDER	11/14/08	69-57	W	8-6-3	25-13-2	2-3-0	DNP	DNP
at Holy Cross	11/16/08	69-73	L-OT	10-6-2	17-12-1	0-0-0	DNP	DNP
vs. Texas	11/24/08	50-68	L	4-3-0	14-13-0	4-2-0	0-1-1	DNP
vs. Indiana	11/25/08	80-54	W	2-1-0	18-8-0	8-4-1	0-1-0	0-0-0
vs. Alabama	11/26/08	48-58	L	2-1-2	16-8-1	2-1-0	DNP	DNP
at Lehigh	12/2/08	77-64	W	15-5-3	20-17-1	3-2-0	0-0-0	DNP
CREIGHTON	12/6/08	58-69	L	0-2-1	18-11-1	2-2-0	DNP	DNP
at Towson	12/9/08	85-64	W	4-1-0	25-9-1	5-4-1	2-1-0	0-0-1
at Villanova	12/11/08	56-59	L	8-8-1	16-8-1	0-0-0	DNP	DNP
CORNELL	12/22/08	71-67	W	14-10-0	26-16-1	5-0-0	DNP	DNP
SIENA	12/28/08	74-75	L	20-9-5	15-2-2	4-1-1	0-0-0	DNP
DREXEL	12/31/08	52-64	L	4-9-1	16-8-1	2-0-0	0-0-1	DNP
at Ball State	1/3/09	63-55	W	8-7-1	19-8-1	0-0-0	DNP	DNP
RHODE ISLAND	1/10/09	92-86	W-3OT	13-8-1	28-20-1	4-1-0	DNP	DNP
at St. Bonaventure	1/14/09	62-51	W	17-7-0	16-13-2	2-2-0	0-1-0	0-0-0
CHARLOTTE	1/18/09	78-69	W	7-5-1	25-10-1	5-3-1	DNP	DNP
DUQUESNE	1/21/09	99-98	W-OT	20-6-2	34-16-0	5-1-0	DNP	DNP
PENN	1/24/09	80-68	W	5-3-0	20-17-2	9-1-1	DNP	DNP
at Richmond	1/28/09	68-58	W	11-4-1	15-14-0	2-3-0	DNP	DNP
at Dayton	2/1/09	58-69	L	8-2-0	12-13-1	4-3-3	DNP	DNP
GEORGE WASHINGTON	2/4/09	66-58	W	12-5-0	16-11-0	2-0-0	DNP	DNP
at Massachusetts	2/8/09	68-64	W	9-6-2	21-12-2	1-3-0	0-0-0	DNP
TEMPLE	2/12/09	59-61	L	6-5-0	21-6-0	0-2-0	DNP	DNP
at La Salle	2/14/09	68-75	L	20-8-0	11-14-3	0-1-0	DNP	DNP
at Saint Louis	2/18/09	71-73	L	8-2-0	22-11-2	5-4-0	2-1-0	DNP
MASSACHUSETTS	2/22/09	69-70	L	12-11-1	21-11-1	0-0-0	DNP	DNP
XAVIER	2/26/09	54-68	L	7-2-0	24-8-1	10-3-0	0-1-0	0-0-0
ST. BONAVENTURE	3/1/09	73-62	W	8-11-2	22-10-2	3-1-0	DNP	DNP
at Temple	3/5/09	59-68	L	6-4-1	17-16-0	0-1-0	DNP	DNP
at Fordham	3/7/09	71-54	W	6-4-2	7-15-1	7-2-0	2-0-0	0-0-1
vs. Charlotte	3/11/09	72-62	W	11-7-1	15-14-0	4-1-0	DNP	DNP
vs. Temple	3/12/09	65-79	L	8-9-2	21-14-0	0-0-0	0-1-0	DNP



2008-09 REVIEW

SJU Game-by-Game Team Statistics

OPPONENT	W/L	FG-FGA	FG%	3PT	3PT%	FT-FTA	FT%	OR	DR	TR	PF	AST	TO	BLK	STL	PTS
RIDER	W	25-47	.532	3-13	.231	16-22	.727	6	28	34	18	18	14	5	8	69
at Holy Cross	L-OT	25-62	.403	5-14	.357	14-19	.737	12	21	33	25	13	18	1	8	69
vs. Texas	L	17-58	.293	4-21	.190	12-18	.667	16	22	38	16	11	18	6	9	50
vs. Indiana	W	30-51	.588	9-16	.563	11-15	.733	8	21	29	20	20	19	6	9	80
vs. Alabama	L	17-45	.378	3-15	.200	11-15	.733	11	12	23	14	8	14	3	9	48
at Lehigh	W	27-63	.429	5-16	.313	18-23	.783	15	26	41	14	20	11	5	6	77
CREIGHTON	L	20-49	.408	2-15	.133	16-23	.696	6	25	31	15	10	13	3	7	58
at Towson	W	31-60	.517	7-22	.318	16-19	.842	17	23	40	15	20	10	2	9	85
at Villanova	L	21-45	.467	8-17	.471	6-9	.667	5	22	27	13	15	13	3	4	56
CORNELL	W	25-55	.455	7-19	.368	14-19	.737	16	16	32	13	13	14	4	7	71
SIENA	L	31-53	.585	6-10	.600	6-10	.600	4	22	26	16	24	19	7	8	74
DREXEL	L	17-50	.340	3-11	.273	15-20	.750	7	20	27	27	9	11	4	6	52
at Ball State	W	23-50	.460	2-10	.200	15-21	.714	8	21	29	15	12	10	4	7	63
RHODE ISLAND	W-3OT	32-70	.457	4-12	.333	24-40	.600	14	29	43	15	20	15	8	9	92
at St. Bonaventure	W	25-62	.403	3-14	.214	9-13	.692	19	31	50	10	15	18	4	6	62
CHARLOTTE	W	23-49	.469	10-18	.556	22-26	.846	8	28	36	16	21	12	3	6	78
DUQUESNE	W-OT	31-62	.500	8-20	.400	29-34	.853	11	29	40	20	22	13	8	7	99
PENN	W	28-55	.509	8-19	.421	16-25	.640	8	30	38	16	17	12	6	4	80
at Richmond	W	23-48	.479	6-17	.353	16-21	.762	7	28	35	13	13	14	5	6	68
at Dayton	L	18-52	.346	4-15	.267	18-18	1.000	7	22	29	16	11	15	2	4	58
GEORGE WASHINGTON	W	19-45	.422	4-14	.286	24-31	.774	9	20	29	13	13	9	2	6	66
at Massachusetts	W	25-55	.455	5-14	.357	13-23	.565	6	34	40	17	16	11	4	3	68
TEMPLE	L	20-58	.345	4-16	.250	15-15	1.000	9	25	34	19	11	6	1	4	59
at La Salle	L	20-46	.435	6-16	.375	22-30	.733	10	27	37	21	15	18	2	3	68
at Saint Louis	L	28-49	.571	4-9	.444	11-13	.846	6	20	26	17	10	13	2	3	71
MASSACHUSETTS	L	28-61	.459	0-7	.000	13-18	.722	12	20	32	17	19	7	4	3	69
XAVIER	L	17-46	.370	3-14	.214	17-24	.708	9	18	27	19	9	19	4	5	54
ST. BONAVENTURE	W	23-47	.489	6-13	.462	21-35	.600	12	25	37	14	15	12	4	8	73
at Temple	L	20-62	.323	6-16	.375	13-18	.722	9	28	37	21	11	9	0	6	59
at Fordham	W	24-50	.480	8-19	.421	15-23	.652	13	30	43	22	15	16	3	5	71
vs. Charlotte	W	21-50	.420	5-14	.357	25-33	.758	15	25	40	13	12	13	4	10	72
vs. Temple	L	23-67	.343	4-19	.211	15-19	.789	14	27	41	18	14	13	0	12	65

Opponent Game-by-Game Team Statistics

OPPONENT	SJU W/L	FG-FGA	FG%	3PT	3PT%	FT-FTA	FT%	OR	DR	TR	PF	AST	TO	BLK	STL	PTS
RIDER	W	21-60	.350	5-12	.417	10-16	.625	16	20	36	20	8	15	1	7	57
at Holy Cross	L-OT	23-59	.390	4-17	.235	23-30	.767	18	26	44	21	13	19	4	7	73
vs. Texas	L	24-56	.429	6-14	.429	14-19	.737	11	28	39	19	15	16	6	10	68
vs. Indiana	W	18-48	.375	3-14	.214	15-23	.652	13	16	29	18	10	23	0	12	54
vs. Alabama	L	25-53	.472	2-13	.154	6-7	.857	16	21	37	16	9	16	3	6	58
at Lehigh	W	26-61	.426	4-18	.222	8-15	.533	14	23	37	20	12	11	0	5	64
CREIGHTON	L	23-57	.404	13-28	.464	10-14	.714	11	26	37	21	18	11	0	8	69
at Towson	W	22-52	.423	10-24	.417	10-13	.769	8	14	22	15	17	11	3	7	64
at Villanova	L	20-48	.417	5-14	.357	14-16	.875	7	20	27	12	11	9	2	5	59
CORNELL	W	23-50	.460	6-15	.400	15-16	.938	10	16	26	20	12	15	0	10	67
SIENA	L	28-65	.431	5-15	.333	14-16	.875	14	20	34	12	16	16	1	10	75
DREXEL	L	18-41	.439	4-10	.400	24-40	.600	11	29	40	21	7	16	0	3	64
at Ball State	W	22-56	.393	3-13	.231	8-12	.667	15	23	38	21	13	15	2	6	55
RHODE ISLAND	W-OT	34-83	.410	6-24	.250	12-19	.632	22	29	51	27	19	18	2	9	86
at St. Bonaventure	W	22-61	.361	3-13	.231	4-8	.500	10	20	30	13	19	14	4	8	51
CHARLOTTE	W	25-66	.379	10-31	.323	9-16	.563	16	22	38	21	15	10	2	6	69
DUQUESNE	W-OT	33-74	.446	13-34	.382	19-24	.792	14	22	36	23	19	9	3	7	98
PENN	W	28-69	.406	6-20	.300	6-9	.667	14	21	35	25	19	11	5	5	68
at Richmond	W	24-57	.421	6-22	.273	4-11	.364	10	18	28	17	12	10	0	6	58
at Dayton	L	24-52	.462	7-11	.636	14-18	.778	9	26	35	19	21	18	2	5	69
GEORGE WASHINGTON	W	25-53	.472	2-15	.133	6-11	.545	7	20	27	21	15	11	2	4	58
at Massachusetts	W	24-63	.381	9-27	.333	7-12	.583	7	29	36	21	15	7	2	5	64
TEMPLE	L	23-54	.426	8-19	.421	7-18	.389	9	26	35	13	16	6	4	3	61
at La Salle	L	29-69	.420	4-15	.267	13-24	.542	17	19	36	21	19	5	1	11	75
at Saint Louis	L	25-51	.490	6-17	.353	17-20	.850	8	16	24	16	17	9	1	4	73
MASSACHUSETTS	L	26-52	.500	8-20	.400	10-15	.667	10	23	33	19	17	12	4	5	70
XAVIER	L	25-57	.439	6-17	.353	12-18	.667	17	23	40	23	16	17	2	10	68
ST. BONAVENTURE	W	24-58	.414	6-17	.353	8-10	.800	10	21	31	24	14	12	2	4	62
at Temple	L	21-50	.420	7-21	.333	19-25	.760	5	33	38	15	16	10	7	7	68
at Fordham	W	20-60	.333	5-17	.294	9-19	.474	13	15	28	21	10	8	4	5	54
vs. Charlotte	W	23-55	.418	8-22	.364	8-11	.727	9	18	27	21	16	12	1	8	62
vs. Temple	L	28-60	.467	7-16	.438	16-24	.667	12	31	43	17	15	15	3	4	79

2008-09 BOXSCORES

22 LASHLEY, Edwin	0	2	0	2	0	0	0	0	0	0	0	0	0	0	0	2
40 IRWIN, Bryant	2	6	0	2	0	0	2	0	2	3	4	0	0	0	1	16
45 ROGERS, A.J.	0	0	0	0	0	0	1	0	1	0	0	0	0	0	0	2
TEAM							1	5	6							
Totals	17	58	4	21	12	18	16	22	38	16	50	11	18	6	9	200

TOTAL FG% 1st Half: 9-29 31.0%	2nd Half: 8-29 27.6%	Game: 29.3%	DEADBALL
3-Pt. FG% 1st Half: 1-7 14.3%	2nd Half: 3-14 21.4%	Game: 19.0%	REBOUNDS
F Throw % 1st Half: 9-15 60.0%	2nd Half: 3-3 100%	Game: 66.7%	3,1

Texas (3-0)

##	Player	fg	fga	3-pt	fga	ft	fta	rebounds	of	de	tot	pf	tp	a	to	blk	s	min
05	JAMES, Damion	f	5	15	1	4	3	3	0	4	4	1	14	3	3	1	2	27
32	ATCHLEY, Connor	f	3	5	1	2	0	0	0	1	1	3	7	0	0	0	1	24
34	PITTMAN, Dexter	c	1	2	0	0	2	4	3	2	5	2	4	1	0	1	2	10
03	ABRAMS, A.J.	g	6	13	4	7	1	1	1	3	4	2	17	3	1	0	1	36
24	MASON, Justin	g	0	1	0	0	0	0	0	2	2	3	0	2	5	1	1	26
01	JOHNSON, Gary	g	5	8	0	0	4	5	2	8	10	2	14	1	2	0	1	23
04	BALBAY, Dogus	g	0	1	0	1	0	0	0	0	0	0	0	1	1	2	0	17
20	WANGMENE, A.	g	3	6	0	0	2	2	2	5	7	2	8	0	0	1	1	9
21	HILL, Matt	g	0	1	0	0	0	0	0	0	0	0	0	0	0	0	0	4
50	WARD, Varez	g	0	0	0	0	2	4	0	2	3	2	4	3	0	0	0	12
53	CHAPMAN, Clint	g	1	4	0	0	0	0	2	0	2	1	2	0	0	0	1	12
TEAM									1	1	2							
Totals		24	56	6	14	14	19	11	28	39	19	68	15	16	6	10	200	

TOTAL FG% 1st Half: 12-29 41.4%	2nd Half: 12-27 44.4%	Game: 42.9%	DEADBALL
3-Pt. FG% 1st Half: 6-10 60.0%	2nd Half: 0-4 0.0%	Game: 42.9%	REBOUNDS
F Throw % 1st Half: 7-12 58.3%	2nd Half: 7-7 100%	Game: 73.7%	3

Officials: J.D. Collins, Michael Scyphers, Bert Smith
 Technical fouls: Saint Joseph's-None. Texas-None.
 Attendance: 2,500

Score by Periods	1st	2nd	Total
Saint Joseph's	28	22	50
Texas	37	31	68



The Hawks took on Texas, Alabama and Indiana on national television at the 2008 EA Sports Maui Invitational. It was SJU's first-ever appearance at the prestigious early-season tournament.

GAME 4: November 25, 2008 - Lahaina Civic Center - Lahaina, Hawaii SJU 80 - Indiana 54

Darrin Govens hit a career-high seven 3-pointers and scored 23 points as Saint Joseph's defeated Indiana, 80-54, in the second round of the 2008 EA Sports Maui Invitational. Ahmad Nivins added 18 points and eight rebounds while Garrett Williamson had 11 points and a career-high nine assists. Govens finished the game going 8-for-10 from the field, with 7-of-9 3-pointers. The Hawks showed no effects of the early starting time - 8:30 a.m. - especially Govens, who hit his first six shots, with five of them being 3-pointers. The Hawks held a 34-29 lead at intermission after a back-and-forth first half which saw five lead changes and five ties. After Indiana closed to within 34-33 at the start of the second, the Hoosiers began to turn the ball over and had six turnovers in the first five minutes. SJU opened a 49-33 lead at 15:08 after consecutive baskets by Tasheed Carr and the Hawks continued the 25-3 run to build up a 59-39 lead at 11:28, helped by seven points from Nivins.

Saint Joseph's (2-2)

##	Player	fg	fga	3-pt	fga	ft	fta	rebounds	of	de	tot	pf	tp	a	to	blk	s	min
32	HILLIARD, Idris	f	1	2	0	0	0	0	1	1	4	2	0	2	2	0	0	10
34	NIVINS, Ahmad	f	7	11	0	0	4	6	4	4	8	0	18	0	1	4	0	32
00	CARR, Tasheed	g	4	9	1	3	1	2	0	3	3	2	10	5	1	0	3	31
13	GOVENS, Darrin	g	8	10	7	9	0	0	0	3	3	2	23	4	1	0	2	30
15	WILLIAMSON, G.	g	4	5	1	1	2	3	1	3	4	1	11	9	4	0	2	33
01	PRESCOTT, Chris	g	1	3	0	2	2	2	0	0	0	1	4	0	1	0	0	6

05 BROWN, C.J.	0	0	0	0	0	0	0	0	0	0	0	0	0	0	0	0	3
11 BENTLEY, Charoy	1	2	0	0	0	0	0	1	1	0	2	1	1	0	0	0	14
21 ADEBAYO, Temi	0	0	0	0	0	0	0	2	2	3	0	0	1	0	0	5	
22 LASHLEY, Edwin	0	1	0	1	2	2	0	1	1	2	2	0	0	0	1	4	
40 IRWIN, Bryant	4	8	0	0	0	0	2	2	4	4	8	1	2	0	1	24	
45 ROGERS, A.J.	0	0	0	0	0	0	1	0	1	1	0	0	3	0	0	5	
55 AURIEMMA, Mike	0	0	0	0	0	0	0	0	0	0	0	0	0	0	0	3	
TEAM																	
Totals	30	51	9	16	11	15	8	21	29	20	80	20	19	6	9	200	

TOTAL FG% 1st Half: 12-26 46.2%	2nd Half: 18-25 72.0%	Game: 58.8%	DEADBALL
3-Pt. FG% 1st Half: 6-9 66.7%	2nd Half: 3-7 42.9%	Game: 56.3%	REBOUNDS
F Throw % 1st Half: 4-7 57.1%	2nd Half: 7-8 87.5%	Game: 73.3%	1

Indiana (2-2)

##	Player	fg	fga	3-pt	fga	ft	fta	rebounds	of	de	tot	pf	tp	a	to	blk	s	min
20	WILLIAMS, Nick	f	2	8	0	2	2	2	3	1	4	3	6	0	2	0	3	22
25	PRITCHARD, Tom	f	3	6	0	0	1	2	2	1	3	2	7	1	2	0	0	17
03	MOORE, Daniel	g	0	1	0	0	0	2	0	1	1	2	0	3	7	0	3	29
12	JONES III, Verdell	g	4	8	0	1	0	0	1	1	2	1	8	1	1	0	2	28
33	DUMES, Devan	g	2	8	0	3	2	4	2	1	3	3	6	2	5	0	1	22
01	WHITE, Evan	g	0	1	0	1	0	0	0	0	0	0	0	0	0	0	0	1
02	ROTH, Matt	g	2	4	2	3	1	2	0	0	0	2	7	1	1	0	0	15
04	FINKELMEIER, B.	g	0	0	0	0	0	0	0	0	0	1	0	0	2	0	0	5
23	SCHUTZ, Kipp	g	0	0	0	0	2	3	0	0	0	0	2	0	0	0	1	7
30	BARNETT, Kory	g	0	0	0	0	0	0	0	0	0	0	0	0	0	0	0	2
32	LEWIS, Broderick	g	0	0	0	0	0	0	0	0	0	0	0	0	0	0	0	1
34	STORY, Malik	g	2	6	1	4	4	5	1	3	4	1	9	0	1	0	2	17
40	JOBE, Tijan	g	1	1	0	0	0	0	1	2	3	1	2	0	1	0	0	15
44	TABER, Kyle	g	2	5	0	0	3	3	2	4	6	2	7	2	1	0	0	19
TEAM									1	2	3							
Totals		18	48	3	14	15	23	13	16	29	18	54	10	23	0	12	200	

TOTAL FG% 1st Half: 10-23 43.5%	2nd Half: 8-25 32.0%	Game: 37.5%	DEADBALL
3-Pt. FG% 1st Half: 3-8 37.5%	2nd Half: 0-6 0.0%	Game: 21.4%	REBOUNDS
F Throw % 1st Half: 6-11 54.5%	2nd Half: 9-12 75.0%	Game: 65.2%	4

Officials: Verne Harris, Jamie Luckie, Dwayne Gladden
 Technical fouls: Saint Joseph's-None. Indiana-None.
 Attendance: 2,500

Score by Periods	1st	2nd	Total
Saint Joseph's	34	46	80
Indiana	29	25	54

GAME 5: November 26, 2008 - Lahaina Civic Center - Lahaina, Hawaii Alabama 58 - SJU 48

Alabama outshot and outrebounded Saint Joseph's as the Crimson Tide scored a 58-48 win over the Hawks in the fifth-place game of the 2008 EA Sports Maui Invitational at the Lahaina Civic Center. Tasheed Carr matched his career-high with 23 points while Ahmad Nivins had 16 points for the Hawks. Playing in the third straight game with a morning start time, the Hawks came out cold, missing nine of their first 12 shots. SJU was also outrebounded 23-10 in the first half and shot just 23.8 percent from the field as Alabama staked a 28-19 halftime lead. SJU opened the second half with a 14-6 run led by seven points from Nivins to close to within 37-32. A jumper by Carr pulled the Hawks to within 37-34, but Alabama answered back. Saint Joseph's got as close as 43-39 on a three-pointer by Carr with 8:24 to go, but UA scored four straight to put the game away.

Saint Joseph's (2-3)

		3-pt						rebounds											
##	Player	f	fg	fga	f	fg	fga	ft	fta	of	de	tot	pf	tp	a	to	blk	s	min
32	HILLIARD, Idris	f	1	3	0	0	0	0	0	1	1	2	2	2	1	0	1	24	
34	NIVINS, Ahmad	f	5	7	0	0	6	6	2	8	2	16	1	4	3	2	39		
00	CARR, Tasheed	g	8	12	3	5	4	7	2	2	4	3	23	1	3	0	1	35	
13	GOVENS, Darrin	g	1	9	0	4	0	0	1	1	3	2	0	3	0	0	21		
15	WILLIAMSON, G.	g	1	5	0	2	1	2	0	3	3	3	3	3	0	3	36		
01	PRESCOTT, Chris	g	0	2	0	2	0	0	0	0	0	0	0	1	0	0	2	11	
11	BENTLEY, Charoy	g	0	5	0	2	0	0	0	0	0	1	0	0	0	0	0	19	
21	ADEBAYO, Temi	g	0	0	0	0	0	0	0	0	0	0	0	0	0	0	0	1	
22	LASHLEY, Edwin	g	0	0	0	0	0	0	0	0	0	0	0	0	0	0	0	0+	
40	IRWIN, Bryant	g	1	2	0	0	0	0	1	0	1	0	2	0	0	0	0	14	
TEAM										2	3	5							
Totals			17	45	3	15	11	15	11	12	23	14	48	8	14	3	9	200	

TOTAL FG% 1st Half: 5-21 23.8%	2nd Half: 12-24 50.0%	Game: 37.8%	DEADBALL
3-Pt. FG% 1st Half: 1-8 12.5%	2nd Half: 2-7 28.6%	Game: 20.0%	REBOUNDS
F Throw % 1st Half: 7-10 70.0%	2nd Half: 4-5 80.0%	Game: 73.3%	0

Alabama (3-2)

		3-pt				rebounds											
##	Player	fg	fga	fg	fga	ft	fta	of	de	tot	pf	tp	a	to	blk	s	min
32	GREEN, JaMychal	f	3	5	0	0	0	3	1	4	3	6	0	4	0	0	25
40	KNOX, Justin	f	0	2	0	0	0	1	2	3	3	0	0	1	0	0	14
12	GEE, Alonzo	g	8	14	1	2	3	4	4	8	2	19	0	3	1	1	33
21	HILLMAN, Senario	g	5	11	0	3	0	0	0	1	1	3	10	1	4	1	25
22	STEELE, Ronald	g	2	6	1	4	4	0	4	4	3	9	2	3	0	2	36
02	TORRANCE, M.		0	0	0	0	0	0	0	0	0	0	0	0	0	0	2
04	HOLLINGER, B.		0	4	0	3	0	0	0	0	0	0	0	1	0	0	6
23	JEMISON, D.		2	2	0	0	0	2	3	5	1	4	1	0	0	2	20
25	STEELE, Andrew		1	3	0	1	0	1	3	4	1	2	4	1	0	0	18
34	COLEMAN, Y.		4	6	0	0	0	1	2	3	0	8	0	0	1	0	21
TEAM								4	1	5							
Totals			25	53	2	13	6	7	16	21	37	16	58	9	16	3	200

2008-09 BOXSCORES

TOTAL FG% 1st Half: 12-26 46.2% 2nd Half: 13-27 48.1% Game: 47.2% DEADBALL
3-Pt. FG% 1st Half: 2-7 28.6% 2nd Half: 0-6 0.0% Game: 15.4% REBOUNDS
F Throw % 1st Half: 3-3 100% 2nd Half: 3-4 75.0% Game: 85.7% 1

Officials: Ed Hightower, Mike Scyphers, Mike Littlewood
Technical fouls: Saint Joseph's-None. Alabama-None.
Attendance: 2,500

Score by Periods	1st	2nd	Total
Saint Joseph's	18	30	48
Alabama	29	29	58

GAME 6: December 2, 2008 - Stabler Arena - Bethlehem, Pa. SJU 77 - Lehigh 64

Ahmad Nivins scored a game-high 20 points and added a career-high 17 rebounds to lead SJU to a 77-64 victory over Lehigh. The senior made 7-of-10 shots and went 6-for-8 from the foul line to record his fourth double-double in six games. **Darrin Govens** added 16 points and **Idris Hilliard** contributed a career-high 15 points. Govens opened the game with a pair of 3-pointers to start a 10-2 spurt that gave SJU the lead for good on the way to a 35-24 halftime edge. Lehigh had a six-point run in the second half to close to within 44-40, but the Hawks answered with a 7-2 run to extend the margin to 51-42. The Hawks took a 66-55 lead on a jumper from Hilliard with 2:15 to play and then made nine of 10 free throws in the final two minutes, while Lehigh missed six 3-point attempts over the same time period.

Saint Joseph's (3-3)

##	Player	f	fg	fga	3-pt	fg	fga	ft	fta	of	de	tot	pf	tp	a	to	blk	s	min
32	HILLIARD, Idris	f	6	11	0	0	3	3	4	1	5	1	15	3	1	0	2	26	
34	NIVINS, Ahmad	f	7	10	0	0	6	8	6	11	17	3	20	1	2	2	0	38	
00	CARR, Tasheed	g	2	14	1	4	4	5	3	3	6	1	9	4	2	1	0	37	
13	GOVENS, Darrin	g	5	14	2	8	4	4	0	2	2	3	16	2	4	1	1	34	
15	WILLIAMSON, G.	g	2	5	0	0	0	1	0	3	3	1	4	8	1	1	1	35	
01	PRESCOTT, Chris	g	1	1	1	0	0	0	0	0	0	1	3	0	0	0	0	4	
11	BENTLEY, Charoy	g	3	5	1	2	0	0	0	3	3	1	7	2	1	0	0	12	
21	ADEBAYO, Temi	g	0	0	0	0	0	0	0	0	0	0	0	0	0	0	0	1	
40	IRWIN, Bryant	g	1	3	0	1	1	2	1	2	3	3	3	0	0	0	0	12	
45	ROGERS, A.J.	g	0	0	0	0	0	0	0	0	0	0	0	0	0	0	0	1	
TEAM										1	2	3							
Totals			27	63	5	16	18	23	15	26	41	14	77	20	11	5	6	200	

TOTAL FG% 1st Half: 13-36 36.1% 2nd Half: 14-27 51.9% Game: 42.9% DEADBALL
3-Pt. FG% 1st Half: 4-11 36.4% 2nd Half: 1-5 20.0% Game: 31.3% REBOUNDS
F Throw % 1st Half: 5-5 100% 2nd Half: 13-18 72.2% Game: 78.3% 1

Lehigh (5-2)

##	Player	f	fg	fga	3-pt	fg	fga	ft	fta	of	de	tot	pf	tp	a	to	blk	s	min
10	CARRINGTON, Z.	f	5	9	0	0	0	3	4	1	2	5	13	1	1	0	0	30	
33	GOURLAY, John	c	1	2	0	0	0	0	0	1	1	2	3	2	2	0	0	1	21
01	HALL, Marquis	g	7	18	3	8	1	3	1	7	8	1	18	7	3	0	0	1	36
15	KEEFER, Rob	g	5	12	0	3	0	0	2	4	6	2	10	0	0	0	0	30	
32	BUCHBERGER, D.	g	1	2	1	1	0	0	2	0	2	0	3	0	0	0	0	15	
04	ADAMS, John	g	1	1	0	0	0	2	1	3	4	3	2	0	1	0	0	17	
05	SMALL, Prentice	g	4	10	0	2	4	6	4	0	4	1	12	2	2	0	3	19	
23	OJO, Michael	g	1	5	0	4	0	0	1	3	4	0	2	2	1	0	0	18	
31	MANERI, Justin	g	1	2	0	0	0	0	2	1	3	5	2	0	1	0	0	11	
35	SZALACHOWSKI, M.	g	0	0	0	0	0	0	0	1	1	0	0	0	0	0	0	3	
40	SAFSTROM, David	g	0	0	0	0	0	0	0	0	0	0	0	0	0	0	0	0+	
TEAM										2	2								
Totals			26	61	4	18	8	15	14	23	37	20	64	12	11	0	5	200	

TOTAL FG% 1st Half: 10-26 38.5% 2nd Half: 16-35 45.7% Game: 42.6% DEADBALL
3-Pt. FG% 1st Half: 2-8 25.0% 2nd Half: 2-10 20.0% Game: 22.2% REBOUNDS
F Throw % 1st Half: 2-6 33.3% 2nd Half: 6-9 66.7% Game: 53.3% 4

Officials: Bob Adams, Ron Tyburski, George Harry
Technical fouls: Saint Joseph's-None. Lehigh-None.
Attendance: 2,449

Score by Periods	1st	2nd	Total
Saint Joseph's	35	42	77
Lehigh	24	40	64

GAME 7: December 6, 2008 - The Palestra Creighton 69 - SJU 58

Creighton used a barrage of 3-pointers and held off a late Saint Joseph's rally to defeat the Hawks, 69-58, at The Palestra. Creighton connected on a season-high 13-of-28 from beyond the arc. **Ahmad Nivins** had 18 points and 11 rebounds for the Hawks for his fifth double-double of the season. He went 5-for-8 from the field and made 8-of-10 from the foul line. **Darrin Govens** added 13 points for SJU and **Tasheed Carr** had 11 points and a career-high nine rebounds. The Blue Jays led 58-37 with 7:52 left to play in the game when the Hawks went on an 18-3 run, and two straight layups by Carr cut the lead to 61-55 with 1:07 to go. Four Creighton free throws would end the threat. Creighton built up its first double-digit lead, 24-14, with 8:49 to play in the first half and took a 32-20 margin into intermission.

Creighton (5-2)

##	Player	f	fg	fga	3-pt	fg	fga	ft	fta	of	de	tot	pf	tp	a	to	blk	s	min
01	CARTER, Justin	f	0	5	0	1	2	2	2	3	1	2	3	0	3	0	0	1	19
25	LAWSON JR., K.	c	4	9	0	0	1	2	4	6	10	3	9	0	1	0	0	0	19
10	STINNETT, P'Allen	g	1	6	1	5	3	4	3	2	5	2	6	2	2	0	2	28	
12	DOTZLER, Josh	g	1	4	0	0	0	1	0	5	5	4	2	5	1	0	1	25	
14	WOODFOX, B.	g	9	13	7	9	4	4	2	5	7	1	29	0	0	0	1	27	
03	WITTER, Cavel	g	1	5	0	2	0	1	1	1	2	2	2	3	0	0	0	1	20
13	MILLARD, Chad	g	0	1	0	1	0	0	0	0	0	0	3	0	0	0	0	11	
15	KORVER, Kaleb	g	3	4	3	4	0	0	0	4	4	0	9	2	2	0	1	18	

30	YOUNG, Antoine	0	2	0	2	0	0	0	0	0	0	0	0	0	1	2	0	0	6
32	HARRIMAN, Casey	2	4	2	4	0	0	0	1	1	1	1	6	2	1	0	1	17	
41	WALKER, Kenton	2	4	0	0	0	0	0	0	0	0	4	4	0	1	0	0	10	
	Team														1				
	Totals	23	57	13	28	10	14	11	26	37	21	69	18	11	0	8	200		

TOTAL FG% 1st Half: 12-33 36.4% 2nd Half: 11-24 45.8% Game: 40.4% DEADBALL
3-Pt. FG% 1st Half: 6-16 37.5% 2nd Half: 7-12 58.3% Game: 46.4% REBOUNDS
F Throw % 1st Half: 2-4 50.0% 2nd Half: 8-10 80.0% Game: 71.4% 2,2

Saint Joseph's (3-4)

##	Player		fg	fga	3-pt	fg	fga	ft	fta	of	de	tot	pf	tp	a	to	blk	s	min
15	WILLIAMSON, G.	f	2	4	0	0	2	2	1	3	4	5	6	1	1	1	0	0	22
32	HILLIARD, Idris	f	0	2	0	0	0	0	0	1	1	2	2	0	1	3	0	0	24
34	NIVINS, Ahmad	c	5	8	0	0	8	10	3	8	11	1	18	1	2	1	1	1	40
00	CARR, Tasheed	g	4	11	0	2	3	4	1	8	9	2	11	3	4	0	4	38	
13	GOVENS, Darrin	g	5	13	0	6	3	6	0	0	0	3	13	3	2	0	1	37	
01	PRESCOTT, Chris	g	2	6	2	6	0	0	0	1	1	1	6	1	0	0	0	13	
11	BENTLEY, Charoy		1	3	0	0	0	0	0	0	0	1	2	0	1	0	0	14	
22	LASHLEY, Edwin		0	0	0	0	0	0	0	0	0	0	0	0	0	0	0	1	
40	IRWIN, Bryant		1	2	0	1	0	1	0	2	2	0	2	0	0	1	1	11	
TEAM										2	2								
Totals				20	49	2	15	16	23	6	25	31	15	58	10	13	3	7	200

TOTAL FG% 1st Half: 8-22 36.4% 2nd Half: 12-27 44.4% Game: 40.8% DEADBALL
3-Pt. FG% 1st Half: 1-8 12.5% 2nd Half: 1-7 14.3% Game: 13.3% REBOUNDS
F Throw % 1st Half: 3-4 75.0% 2nd Half: 13-19 68.4% Game: 69.6% 2

Officials: D.J. Carstensen, Tracy Woodson, Bo Boroski
Technical fouls: Creighton-None. Saint Joseph's-None.
Attendance: 6,418

Score by Periods	1st	2nd	Total
Creighton	32	37	69
Saint Joseph's	20	38	58

GAME 8: December 9, 2008 - Towson Center - Towson, Md. SJU 85 - Towson 64

The combination of **Ahmad Nivins** from the inside and **Darrin Govens** from the outside powered Saint Joseph's over Towson, 85-64, at the Towson Center. Nivins scored a game-high 25 points while Govens added 22. Nivins missed only three shots in the game, going 9-for-12 while Govens hit four 3-pointers for the Hawks. **Garrett Williamson** just missed a triple-double as he had eight points and career-highs with 10 rebounds and 10 assists. **Tasheed Carr** added 11 points and eight rebounds. Nivins had 15 points in the first half, going 4-for-5 from the field and a perfect 7-for-7 from the foul line, as the Hawks held onto a 38-31 halftime lead. SJU connected on 11-of-22 field goals and held a 13-for-15 advantage from the foul line in the first 20 minutes. The Hawks broke it open immediately after intermission, going on a 14-7 run to take a 52-38 lead. SJU got its running game going, forcing five Towson turnovers and scoring eight fast-break points. SJU took its biggest lead, 89-55, with under two minutes to play, and finished the game connecting on 51.7 percent from the field.

Saint Joseph's (4-4)

##	Player		fg	fga	3-pt	fg	fga	ft	fta	of	de	tot	pf	tp	a	to	blk	s	min	
32	HILLIARD, Idris	f	2	3	0	0	0	0	0	1	0	1	3	4	0	0	0	1	20	
34	NIVINS, Ahmad	f	9	12	0	0	7	8	5	4	9	0	25	1	3	1	1	36		
00	CARR, Tasheed	g	4	8	0	2	3	3	3	5	8	3	11	1	2	0	1	26		
13	GOVENS, Darrin	g	7	13	4	10	4	4	0	2	2	3	22	3	0	0	2	31		
15	WILLIAMSON, G.	g	3	5	0	0	2	4	3	7	10	2	8	10	3	1	2	30		
01	PRESCOTT, Chris		1	5	1	4	0	0	0	0	0	0	3	0	1	0	0	12		
05	BROWN, C.J.		0	1	0	0	0	0	0	0	0	0	0	0	1	0	0	2		
11	BENTLEY, Charoy		0	3	0	2	0	0	0	0	0	0	2	0	0	0	0	8		
21	ADEBAYO, Temi		0	1	0	0	0	0	1	0	1	0	0	0	1	0	0	4		
22	LASHLEY, Edwin		2	3	1	2	0	0	0	1	1	1	5	1	1	0	0	9		
40	IRWIN, Bryant		2	4	1	2	0	0	3	1	4	1	5	1	0	0	1	16		
45	ROGERS, A.J.		1	2	0	0	0	0	0	1	1	0	2	0	0	0	1	4		
55	AURIEMMA, Mike		0	0	0	0	0	0	0	0	0	0	0	0	1	0	0	2		
TEAM										1	2	3								
Totals				31	60	7	22	16	19	17	23	40	15	85	20	10	2	9	200	

2008-09 BOXSCORES

Officials: Brian Dorsey, Joe Lindsay, Joe Demayo
Technical fouls: Saint Joseph's-None. Towson-None.
Attendance: 2,619

Score by Periods	1st	2nd	Total
Saint Joseph's	38	47	85
Towson	31	33	64

GAME 9: December 11, 2008- The Pavilion - Villanova, Pa. #15/12 Villanova 59 - SJU 56

Despite leading for most of the game, Saint Joseph's fell to city rival, 15th-ranked Villanova, 59-56. The Hawks came out strong, shooting 56 percent, and kept the sold-out Pavilion crowd fairly quiet for most of the first half, leading by as much as 35-26 at halftime. SJU kept the lead for most of the second half, holding a 41-32 lead before Villanova scored nine straight points to tie it. **Ahmad Nivins'** free throws at :45 gave the Hawks a 56-55 lead but **Darrin Govens** missed the front end of a one-and-one at :17 which would've given the Hawks a cushion. VU's Scottie Reynolds made two free throws at :05 to give the Wildcats the lead, and SJU turned the ball over on the inbounds to allow Villanova to hit two more free throws and secure the win. Govens finished with 18 points, Nivins had 16 and **Idris Hilliard** had a career-high eight rebounds.

Saint Joseph's (4-5)

Saint Joseph's (4-3)		3-pt										rebounds						
##	Player	f	fg	fga	ft	fta	of	de	tot	pf	tp	a	to	blk	s	min		
32	HILLIARD, Idris	f	4	7	0	1	0	0	2	6	8	3	8	1	2	1	0	34
34	NIVINS, Ahmad	f	6	11	0	0	4	6	3	5	8	2	16	1	4	2	0	40
00	CARR, Tasheed	g	3	9	2	4	2	2	0	3	3	3	10	5	2	0	1	36
13	GOVENS, Darrin	g	6	15	6	11	0	1	0	3	3	2	18	1	1	0	2	40
15	WILLIAMSON, G.	g	1	1	0	0	0	0	0	4	4	1	2	6	3	0	1	33
01	PRESCOTT, Chris		0	0	0	0	0	0	0	0	0	0	0	0	0	0	0	1
11	BENTLEY, Charoy		1	1	0	0	0	0	0	0	0	1	2	1	0	0	0	10
40	IRWIN, Bryant		0	1	0	1	0	0	0	0	0	1	0	0	1	0	0	6
TEAM										1	1							
Totals			21	45	8	17	6	9	5	22	27	13	56	15	13	3	4	200

TOTAL FG% 1st Half: 14-25 56.0%	2nd Half: 7-20 35.0%	Game: 46.7%	DEADBALL REBOUNDS
3-Pt. FG% 1st Half: 5-9 55.6%	2nd Half: 3-8 37.5%	Game: 47.1%	2
F Throw % 1st Half: 2-2 100%	2nd Half: 4-7 57.1%	Game: 66.7%	

Villanova (9-1)

##	Player	f	fg	fga	3-pt	ft	fta	of	de	tot	pf	tp	a	to	blk	s	min
00	PENA, Antonio	f	2	3	0	0	0	1	7	8	3	4	1	1	0	0	30
22	ANDERSON, D.	f	3	5	1	3	3	1	0	1	3	10	1	0	1	2	31
33	CUNNINGHAM, D. f	f	6	10	0	0	2	2	2	4	1	14	0	3	1	1	39
01	REYNOLDS, S.	g	5	15	3	7	5	0	4	4	2	18	6	2	0	2	36
24	STOKES, Corey	g	1	3	1	2	0	0	2	2	0	3	1	0	0	0	21
10	FISHER, Corey	g	0	3	0	0	2	1	0	1	2	2	2	3	0	0	15
15	REDDING, Reggie	g	2	5	0	1	2	2	0	3	3	0	6	0	0	0	13
20	CLARK, Shane	g	1	4	0	1	0	2	1	2	3	1	2	0	0	0	15
TEAM Totals			20	48	5	14	14	16	7	20	27	12	59	11	9	2	200

TOTAL FG% 1st Half: 11-28 39.3%	2nd Half: 9-20 45.0%	Game: 41.7%	DEADBALL REBOUNDS
3-Pt. FG% 1st Half: 4-10 40.0%	2nd Half: 1-4 25.0%	Game: 35.7%	1
F Throw % 1st Half: 0-0 0.0%	2nd Half: 14-16 87.5%	Game: 87.5%	

Officials: Jim Burr, Karl Hess, Mike Roberts
Technical fouls: Saint Joseph's-None. Villanova-None.
Attendance: 6,500

Score by Periods	1st	2nd	Total
Saint Joseph's	35	21	56
Villanova	26	33	59

GAME 10: December 22, 2008 - The Palestra SJU 71 - Cornell 67

Ahmad Nivins scored a season-high 26 points and grabbed 16 rebounds to lead Saint Joseph's to a come-from-behind 71-67 victory over Cornell at The Palestra. Nivins hit on 10 of 13 shots for the Hawks, while **Darrin Govens** added 15 points and **Idris Hilliard** had his first career double-double with 14 points and a career-high 10 rebounds. Saint Joseph's fell behind 13 points in the first half, which was the largest deficit overcome for a win this season. Trailing 20-7, the Hawks went on a 19-8 run to close to within 28-26 with 2:50 left in the half. SJU took the lead, 32-31, on a tip-in by Nivins at :42, but Cornell hit a jumper at :04 to give the visitors the 33-32 lead at halftime. Cornell, which shot 56 percent in the first half, led 44-38 in the early going of the second half. Saint Joseph's trailed 44-38 with 15:46 to play, but Nivins sparked a 20-7 run to give the Hawks a 58-51 lead. The Big Red then scored nine straight points, to move ahead 60-58. SJU then ran off 10 unanswered points, six by Hilliard, to take a 68-60 lead. Cornell rallied to within 70-67 on a free throw with 10.5 seconds to go, but Nivins made a free throw one second later to seal the win.

Cornell (5-6)

##	Player	f	fg	fga	3-pt	ft	fta	of	de	tot	pf	tp	a	to	blk	s	min
20	WITTMAN, Ryan	f	6	12	2	6	2	2	4	4	4	16	2	1	0	0	39
33	TYLER, Alex	f	2	5	0	0	3	4	2	4	3	7	3	3	0	2	28
01	FOOTE, Jeff	c	4	9	0	0	0	0	2	2	4	8	1	1	0	1	26
12	DALE, Louis	g	4	12	1	3	6	1	2	3	3	15	3	3	0	4	31
15	REEVES, Geoff	g	5	8	3	6	0	0	1	2	1	13	0	0	0	0	25
03	WROBLEWSKI, C.	g	0	0	0	0	0	0	0	0	0	0	1	2	0	1	7

05 BATTLE, Jason	0	0	0	0	0	0	1	1	0	0	0	0	0	0	2
24 WIRE, Adam	1	2	0	0	4	4	2	6	5	6	2	3	0	2	28
34 KREEFER, Brian	1	2	0	0	0	0	0	0	0	2	0	0	0	0	9
40 REYNOLDS, Pete	0	0	0	0	0	0	1	1	0	0	0	1	0	0	5
TEAM							2	1				1			
Totals	23	50	6	15	15	16	10	16	26	20	67	12	15	0	10 200

TOTAL FG% 1st Half: 14-25 56.0%	2nd Half: 9-25 36.0%	Game: 46.0%	DEADBALL REBOUNDS
3-Pt. FG% 1st Half: 3-7 42.9%	2nd Half: 3-8 37.5%	Game: 40.0%	2
F Throw % 1st Half: 2-2 100%	2nd Half: 13-14 92.9%	Game: 93.8%	

Saint Joseph's (5-5)

		3-pt						rebounds											
##	Player	f	fg	fga	fg	fga	ft	fta	of	de	tot	pf	tp	a	to	blk	s	min	
32	HILLIARD, Idris	f	4	8	0	0	6	8	5	5	10	1	14	0	2	1	0	27	
34	NIVINS, Ahmad	c	10	13	0	0	6	8	9	7	16	1	26	1	4	1	2	39	
00	CARR, Tasheed	g	3	11	2	5	1	1	1	1	2	5	9	6	2	0	2	29	
13	GOVENS, Darrin	g	5	15	4	10	1	1	0	2	2	4	15	4	1	0	1	37	
15	WILLIAMSON, G.	g	1	3	0	1	0	1	0	1	1	2	2	2	3	2	2	36	
01	PRESCOTT, Chris	g	0	2	0	1	0	0	0	0	0	0	0	0	1	0	0	9	
11	BENTLEY, Charoy	g	0	0	0	0	0	0	0	0	0	0	0	0	1	0	0	9	
21	ADEBAYO, Temi	g	0	0	0	0	0	0	0	0	0	0	0	0	0	0	0	1	
40	IRWIN, Bryant	g	2	3	1	2	0	0	0	0	0	0	5	0	0	0	0	13	
TEAM									1	1									
Totals.			25	55	7	19	14	19	16	16	32	13	71	13	14	4	7	200	

TOTAL FG% 1st Half: 12-25 48.0%	2nd Half: 13-30 43.3%	Game: 45.5%	DEADBALL REBOUNDS
3-Pt. FG% 1st Half: 5-11 45.5%	2nd Half: 2-8 25.0%	Game: 36.8%	3
F Throw % 1st Half: 3-3 100%	2nd Half: 11-16 68.8%	Game: 73.7%	

Officials: Frank Scagliotta, Donald Eppley, Jeff Janosik
Technical fouls: Cornell-None. Saint Joseph's-None.
Attendance: 6,177

Score by Periods	1st	2nd	Total
Cornell	33	34	67
Saint Joseph's	32	39	71

GAME 11: December 28, 2008 - The Palestra Siena 75 - SJU 74

Siena rallied from an 18-point second-half deficit and hit two free throws with 2.4 seconds left to defeat SJU, 75-74, at The Palestra. Saint Joseph's led 44-39 at the half, then went on a 17-4 run to lead 61-43 with 15:05 left. The Saints' pressing defense then sparked a 19-4 spurt, cutting the lead to 65-62. The Hawks moved ahead 68-64, but Siena hit back-to-back buckets to forge a 68-all tie with 4:36 remaining. A 3-pointer with two minutes left gave Siena its first lead of the second half, 73-72, while a layup by **Idris Hilliard** with 12.7 to go put the Hawks back on top. **Tasheed Carr** then stole the ball and was fouled with 9.5 seconds left. But Carr missed the first of a one-and-one, leading to Siena's game-winning free throws. The loss ruined a career-best 20 point effort from Hilliard, while **Ahmad Nivins** chipped in with 15 points.

Siena (7-4)

##	Player	f	fg	fga	3-pt	fg	fga	ft	fta	of	de	tot	pf	tp	a	to	blk	s	min
22	ROSSITER, Ryan	f	2	5	0	0	7	7	8	1	9	2	11	1	4	0	1	26	
42	FRANKLIN, Alex	f	4	9	0	0	0	0	1	7	8	2	8	3	2	0	3	33	
23	UBILES, Edwin	g	4	11	1	1	3	4	0	1	1	1	12	3	3	1	4	32	
25	MOORE, Ronald	g	3	8	0	1	2	2	1	2	3	5	8	3	3	0	0	25	
41	HASBROUCK, K.	g	1	7	0	2	0	0	0	0	0	1	2	4	2	0	2	28	
03	DOWNEY, Kyle	g	1	2	1	1	0	0	1	0	1	1	3	0	0	0	0	5	
12	DUELL, Josh	g	1	1	1	1	0	0	0	2	2	0	3	1	0	0	0	16	
13	JACKSON, Clarence	g	12	20	2	7	2	3	1	3	4	0	28	1	1	0	0	27	
31	WIGNOT, Owen	g	0	2	0	2	0	0	0	1	1	0	0	0	1	0	0	8	
TEAM									2	3	5								
Totals			28	65	5	15	14	16	14	20	34	12	75	16	16	1	10	200	

TOTAL FG% 1st Half: 15-37 40.5%	2nd Half: 13-28 46.4%	Game: 43.1%	DEADBALL REBOUNDS
3-Pt. FG% 1st Half: 3-10 30.0%	2nd Half: 2-5 40.0%	Game: 33.3%	3
F Throw % 1st Half: 6-6 100%	2nd Half: 8-10 80.0%	Game: 87.5%	

Saint Joseph's (5-6)

		3-pt						rebounds											
##	Player	f	fg	fga	ft	fta	of	de	tot	pf	tp	a	to	blk	s	min			
32	HILLIARD, Idris	f	10	15	0	0	0	3	6	9	2	20	5	2	1	1	35		
34	NIVINS, Ahmad	f	6	7	0	1	3	4	0	2	2	3	15	2	1	3	0	33	
00	CARR, Tasheed	g	4	9	2	3	0	1	0	3	3	2	10	5	2	0	3	31	
13	GOVENS, Darrin	g	4	7	3	4	0	0	0	4	4	4	11	4	7	0	1	34	
15	WILLIAMSON, G.	g	5	10	0	1	0	0	0	4	4	4	10	7	2	3	2	38	
01	PRESCOTT, Chris	g	0	0	0	0	0	0	0	0	0	0	0	0	1	0	1	2	
11	BENTLEY, Charoy	g	1	2	1	1	1	2	0	2	2	1	4	0	2	0	0	14	
22	LASHLEY, Edwin	g	0	0	0	0	0	0	0	0	0	0	0	0	1	0	0	1	
40	IRWIN, Bryant	g	1	3	0	0	2	3	1	0	1	0	4	1	1	0	0	11	
45	ROGERS, A.J.	g	0	0	0	0	0	0	0	0	0	0	0	0	0	0	0	1	
TEAM									1	1									
Totals			31	53	6	10	6	10	4	22	26	16	74	24	19	7	200		

TOTAL FG% 1st Half: 19-30 63.3%	2nd Half: 12-23 52.2%	Game: 58.5%	DEADBALL REBOUNDS
3-Pt. FG% 1st Half: 5-6 83.3%	2nd Half: 1-4 25.0%	Game: 60.0%	2
F Throw % 1st Half: 1-3 33.3%	2nd Half: 5-7 71.4%	Game: 60.0%	

Officials: Patrick Driscoll, Brian Dorsey, Mike McCloskey
Technical fouls: Siena-None. Saint Joseph's-None.
Attendance: 6,128

Score by Periods	1st	2nd	Total
Siena	39	36	75
Saint Joseph's	44	30	74

2008-09 BOXSCORES

GAME 12: December 31, 2008 - The Palestra

Drexel 64 - SJU 52

Drexel used two second-half runs and held off Saint Joseph's, 64-52, on New Year's Eve at the Palestra. **Tasheed Carr** scored 19 points and **Ahmad Nivins** had 16 points and eight rebounds. SJU led by as much as 11 points in the first half, but saw DU close out the half with a 16-4 run, including a 3-pointer at the buzzer that sent the Dragons into intermission with a 30-28 lead. Leading 35-30 with 15:48 left, the Dragons went on an 11-4 run, then, after a free throw by Carr, scored 12 of the next 14 points to lead 58-37 at the 3:58 mark. SJU went on a major scoring drought, having scored just seven points with seven minutes to play, while shooting 22 percent from the field in the half. Saint Joseph's made a valiant effort to get back in it, going on a 15-1 run to close within 59-52 with 32 seconds left, but could get no closer.

Drexel (4-6)

		3-pt						rebounds											
##	Player	f	fg	fga	fg	fga	ft	fta	of	de	tot	pf	tp	a	to	blk	s	min	
33	NEISLER, Evan	f	2	5	0	1	0	0	4	4	8	4	4	0	6	0	1	28	
42	TRIBBETT, Kenny	f	2	5	0	0	0	0	1	2	3	2	4	0	2	0	1	24	
03	RODGERS, Scott	g	3	9	0	1	12	20	1	7	8	3	18	1	1	0	0	32	
11	COLDS, Gerald	g	2	7	0	2	2	5	0	4	4	2	6	2	1	0	1	25	
23	HARRIS, Jamie	g	5	7	2	2	4	6	1	6	7	1	16	2	5	0	0	39	
00	HAWTHORNE, T	g	2	6	2	4	0	2	0	1	1	2	6	2	1	0	0	24	
05	SPENCER, Leon	g	2	2	0	0	5	5	1	2	3	4	9	0	0	0	0	15	
13	FORMBOR, Yannick	g	0	0	0	0	0	0	0	0	0	1	0	0	0	0	0	1	
45	GIVENS, Samme	g	0	0	0	0	1	2	0	0	0	2	1	0	0	0	0	12	
TEAM									3	3	6								
Totals			18	41	4	10	24	40	11	29	40	21	64	7	16	0	3	200	

TOTAL FG% 1st Half: 10-23 43.5% 2nd Half: 8-18 44.4% Game: 43.9% DEADBALL
3-Pt. FG% 1st Half: 3-6 50.0% 2nd Half: 1-4 25.0% Game: 40.0% REBOUNDS
F Throw % 1st Half: 7-10 70.0% 2nd Half: 17-30 56.7% Game: 60.0% 8,1

Saint Joseph's (5-7)

##	Player		fg	fga	3-pt	fg	fga	ft	fta	rebounds	of	de	tot	pf	tp	a	to	blk	s	min
32	HILLIARD, Idris	f	2	5	0	0	0	1	4	5	9	3	4	1	2	0	1	23		
34	NIVINS, Ahmad	f	6	11	0	0	4	7	2	6	8	2	16	1	4	0	1	39		
00	CARR, Tasheed	g	6	13	2	3	5	6	0	4	4	5	19	3	2	0	1	38		
13	GOVENS, Darrin	f	1	9	1	5	2	2	1	1	2	5	5	0	1	1	0	34		
15	WILLIAMSON, G.	g	1	5	0	0	4	4	0	0	0	4	6	3	1	3	4	32		
01	PRESCOTT, Chris	g	0	1	0	1	0	0	0	1	1	2	0	0	0	0	0	7		
11	BENTLEY, Charoy	g	0	1	0	0	0	0	0	0	0	0	3	0	0	0	0	8		
21	ADEBAYO, Temi	g	0	0	0	0	0	0	0	0	0	0	0	0	0	0	0	1		
22	LASHLEY, Edwin	g	0	1	0	1	0	0	0	0	0	0	0	0	0	0	0	1		
40	IRWIN, Bryant	g	1	4	0	1	0	0	0	0	0	2	2	0	1	0	0	16		
45	ROGERS, A.J.	g	0	0	0	0	0	0	0	0	0	0	0	0	1	0	0	1		
TEAM										3	3	1								
Totals			17	50	3	11	15	20	7	20	27	27	52	9	11	4	6	200		

TOTAL FG% 1st Half: 11-23 47.8% 2nd Half: 6-27 22.2% Game: 34.0% DEADBALL
3-Pt. FG% 1st Half: 2-4 50.0% 2nd Half: 1-7 14.3% Game: 27.3% REBOUNDS
F Throw % 1st Half: 4-5 80.0% 2nd Half: 11-15 73.3% Game: 75.0% 1

Officials: Bryan Kersey, D.J. Carstensen, Joe DeMayo
Technical fouls: Drexel-None. Saint Joseph's-TEAM.
Attendance: 5,631

Score by Periods	1st	2nd	Total
Drexel	30	34	64
Saint Joseph's	28	24	52

GAME 13: January 3, 2009 - Worthen Arena - Muncie, Ind. SJU 63 - Ball State 55

Ahmad Nivins had 19 points and **Tasheed Carr** scored 18 as Saint Joseph's defeated Ball State, 63-55, in non-league action at Worthen Arena, to end a two-game losing streak. The Hawks fell behind early, as Ball State took a 20-11 lead with over 10 minutes to play in the first half. But Carr hit a 3-pointer at 10:01 and proceeded to score a total of 12 of his 14 first-half points in a 14-8 Saint Joseph's run that gave the Hawks the 28-20 lead at halftime. SJU maintained the lead throughout the second half, as Nivins got on track and made 5-of-7 from the field and scored 12 points in the second half alone. The Hawks led by as much as 58-44 with 1:35 to play. The Cardinals' run cut the SJU lead to 60-55 at :33. But Carr was perfect from the line in the final minute and hit two with :30 to play, while Nivins made one free throw at :13 to seal the win. Saint Joseph's shot 46 percent from the field but was out-rebounded by the home team, 38-29, despite eight boards from Nivins.

Saint Joseph's (6-7)

		3-pt							rebounds									
##	Player	f	fg	fga	fg	fga	ft	fta	of	de	tot	pf	tp	a	to	blk	s	min
32	HILLIARD, Idris	f	3	9	0	0	2	4	3	4	7	3	8	1	2	0	2	37
34	NIVINS, Ahmad	f	8	11	0	0	3	4	3	5	8	2	19	1	1	1	1	40
00	CARR, Tasheed	g	5	12	1	4	7	8	1	5	6	3	18	4	1	1	1	40
13	GOVENS, Darrin	g	5	11	1	5	0	1	0	4	4	1	11	2	3	0	3	40
15	WILLIAMSON, G.	g	2	4	0	0	3	4	0	1	1	4	7	3	2	2	0	28
01	PRESCOTT, Chris	g	0	1	0	1	0	0	0	0	0	1	0	0	1	0	0	2
11	BENTLEY, Charoy	g	0	2	0	0	0	0	1	0	1	0	0	1	0	0	0	10
40	IRWIN, Bryant	g	0	0	0	0	0	0	0	0	0	1	0	0	0	0	0	3
TEAM											2	2						
Totals			23	50	2	10	15	21	8	21	29	15	63	12	10	4	7	200

TOTAL FG% 1st Half: 10-24 41.7% 2nd Half: 13-26 50.0% Game: 46.0% DEADBALL
3-Pt. FG% 1st Half: 2-7 28.6% 2nd Half: 0-3 0.0% Game: 20.0% REBOUNDS
F Throw % 1st Half: 6-8 75.0% 2nd Half: 9-13 69.2% Game: 71.4% 2

Ball State (5-7)

		3-pt						rebounds										
##	Player	f	fg	fga	ft	fga	ft	of	de	tot	pf	tp	a	to	blk	s	min	
01	PERRY, Malik	f	3	5	0	0	2	3	3	2	5	3	8	2	2	1	3	
32	NEWELL, Anthony	f	5	11	2	4	4	5	3	6	9	3	16	2	6	0	39	
45	JONES, Jarrod	f	8	17	0	0	0	1	3	6	9	3	16	0	1	1	33	
03	DAVIS, Randy	g	0	3	0	3	2	2	1	3	4	3	2	6	2	0	28	
34	SNEED, Pierre	g	0	4	0	0	0	0	0	0	0	1	0	1	1	0	9	
04	LAMPLEY, Brandon	g	0	4	0	2	0	1	0	2	2	3	0	0	1	0	17	
24	GILES, Rob	g	2	8	1	4	0	0	1	1	2	2	5	0	0	0	27	
30	HUBBARD, Maurice	g	4	4	0	0	0	0	2	1	3	3	8	2	1	0	16	
TEAM																		
Totals			22	56	3	13	8	12	15	23	38	21	55	13	15	2	6	200

TOTAL FG% 1st Half: 11-27 40.7% 2nd Half: 11-29 37.9% Game: 39.3% DEADBALL
3-Pt. FG% 1st Half: 1-4 25.0% 2nd Half: 2-9 22.2% Game: 23.1% REBOUNDS
F Throw % 1st Half: 1-3 33.3% 2nd Half: 7-9 77.8% Game: 66.7% 2

Officials: Glenn Mayborg, Larry Sciroto, Jeff Janosik
Technical fouls: Saint Joseph's-None. Ball State-None.
Attendance: 3,033

Score by Periods	1st	2nd	Total
Saint Joseph's	28	35	63
Ball State	24	31	55



Ahmad Nivins had 28 points and 20 rebounds as the Hawks outlasted Rhode Island in a triple-overtime classic, 92-86, at The Palestra. The senior played 54 of a possible 55 minutes in the game.

GAME 14: January 10, 2009 - The Palestra SJU 92 - Rhode Island 86 (3OT)

Ahmad Nivins had 28 points and a career-high 20 rebounds, **Darrin Govens** added 21 points and Saint Joseph's outlasted Rhode Island, 92-86 in triple overtime in the Atlantic 10 opener. **Tasheed Carr** scored 14 points and Idris Hilliard 13 for the Hawks, who won consecutive games for the first time this season. It was the longest game for Saint Joseph's since a 60-56 three-overtime win over Penn at The Palestra on January 23, 1980. Govens hit a 3-pointer with 4.5 seconds left in the second overtime to give the Hawks an 80-77 lead. But Keith Cothran hit a 3-pointer from the wing at the buzzer to force a third extra period. In the third overtime, Nivins hit a layup to give Saint Joseph's an 85-81 advantage with 2:03 left. Nine seconds later, Rhode Island coach Jim Baron was whistled for a technical foul. Nivins missed both free throws but he came back just a few seconds later and made 1-of-2 from the line to give the Hawks a five-point lead, 86-81, with 1:40 remaining. Jimmy Baron's third 3-pointer of the game cut the lead to 86-84 with 1:23 remaining. At that point, Rhode Island called for a timeout, but the Rams didn't have any remaining and were whistled for a technical foul. Rhode Island had erased a 14-point SJU halftime lead as the Hawks went cold, making just 5-of-21 from the field in the second half.

Rhode Island (11-5, 0-1 A-10)

##	Player	f	fg	fga	3-pt	ft	fta	rebounds	pf	tp	a	to	blk	s	min			
					fg	fga	ft	of	de	tot								
33	SEAWRIGHT, K.	f	7	11	0	0	3	5	3	3	6	5	17	5	4	0	0	34
32	MARTELL, Will	c	4	7	0	0	1	2	4	5	9	3	9	1	2	2	1	45
05	JONES, Marquis	c	3	9	2	5	0	1	2	4	6	3	8	2	5	0	3	40
20	BARON, Jimmy	g	6	17	3	10	4	0	6	6	4	19	1	3	0	0	43	
22	COTHRAN, Keith	g	6	21	1	6	1	3	1	1	2	3	14	6	0	0	4	46
01	MEJIA, Stevie	g	1	4	0	3	0	0	0	0	0	2	2	2	1	0	0	13
15	ULMER, Lamonte	g	4	7	0	0	0	0	4	4	8	1	8	1	0	0	0	22
21	JAMES, Delroy	g	3	7	0	0	3	4	5	4	9	4	9	1	3	0	1	32
TEAM								3	2	5	2							
Totals			34	83	6	24	12	19	22	29	51	27	86	19	18	2	9	275

TOTAL FG% 1st Half: 13-35 37.1% 2nd Half: 14-26 53.8% Game: 41.0% DEADBALL
3-Pt. FG% 1st Half: 0-7 0.0% 2nd Half: 3-8 37.5% Game: 25.0% REBOUNDS
F Throw % 1st Half: 1-2 50.0% 2nd Half: 6-8 75.0% Game: 63.2% 7

2008-09 BOXSCORES

Saint Joseph's (7-7, 1-0 A-10)

#	Player		fg	fga	3pt	fg	fga	ft	fta	rebounds	of	de	tot	pf	tp	a	to	blk	s	min
32	HILLIARD, Idris	f	5	10	0	0	3	4	4	8	1	13	1	13	1	3	1	0	50	
34	NIVINS, Ahmad	f	9	15	0	0	10	18	7	13	20	1	28	1	1	3	0	54		
00	CARR, Tasheed	g	5	12	0	3	4	8	1	4	5	3	14	6	5	0	2	48		
13	GOVENS, Darrin	g	6	14	3	6	6	7	0	3	3	5	21	5	1	0	1	51		
15	WILLIAMSON, G.	g	3	9	0	0	1	3	0	3	3	7	7	3	3	5	50			
01	PRESCOTT, Chris		2	4	1	2	0	0	0	2	2	1	5	0	1	0	1	16		
40	IRWIN, Bryant		2	6	0	1	0	0	1	0	1	1	4	0	0	1	0	6		
TEAM									1		1				1					
Totals				32	70	4	12	24	40	14	29	43	15	92	20	15	8	9	275	

TOTAL FG% 1st Half: 19-32 59.4% 2nd Half: 5-21 23.8% Game: 45.7% DEADBALL
 3-Pt. FG% 1st Half: 2-5 40.0% 2nd Half: 0-4 0.0% Game: 33.3% REBOUNDS
 F Throw % 1st Half: 4-6 66.7% 2nd Half: 10-16 62.5% Game: 60.0% 9

Officials: Eric Anderson, Joe DeMayo, Brian O'Connell
 Technical fouls: Rhode Island-TEAM 2. Saint Joseph's-None.
 Attendance: 6,310

Score by Periods	1st	2nd	OT	OT2	OT3	Total
Rhode Island	27	37	4	12	6	86
Saint Joseph's	44	20	4	12	12	92

GAME 15: January 14, 2009 - Reilly Center - Olean, N.Y. SJU 62 - St. Bonaventure 51

Idris Hilliard had 17 points and Ahmad Nivins had 16 points and 13 rebounds as Saint Joseph's defeated St. Bonaventure, 62-51, at the Reilly Center. Hilliard scored 11 points in the second half as SJU broke open the game. Leading by 38-34 early in the second half, the Hawks went on a 16-6 run, with six points from Hilliard, to take a 54-40 lead. The final margin was the closest that the Bonnies would come the rest of the way. Both teams shot poorly in the first half with the Hawks hitting just 32 percent and committing 11 turnovers, and the Bonnies converting just 27 percent. Saint Joseph's had a 21-10 lead midway through the period but saw St. Bonaventure go on a 10-4 run to close to within 25-22 with 46 seconds remaining in the half. SJU went without a field goal for over six minutes and only had four points in the final 6:20 of the half. Darrin Govens chipped in 11 points.

Saint Joseph's (8-7, 2-0 A-10)

#	Player	f	g	3-pt			rebounds			pf	tp	a	to	blk	s	min	
				fga	fg	fta	of	de	tot								
32	HILLIARD, Idris	f	8	13	0	1	2	4	3	7	3	17	0	6	0	31	
34	NIVINS, Ahmad	f	5	10	0	6	7	8	5	13	1	16	2	1	3	38	
00	CARR, Tasheed	g	3	13	0	3	2	1	3	4	0	8	3	0	0	2	
13	GOVENS, Darrin	g	5	13	1	6	0	2	6	8	2	11	5	2	0	3	
15	WILLIAMSON, G.	g	1	4	1	2	0	0	5	5	1	3	5	5	1	0	
01	PRESCOTT, Chris	g	2	8	1	3	0	1	0	1	1	5	0	0	0	0	
05	BROWN, C.J.	g	0	0	0	0	0	0	1	1	0	0	0	0	0	0	
11	BENTLEY, Charoy	g	0	0	0	0	0	0	0	0	1	0	0	2	0	6	
21	ADEBAYO, Temi	g	0	0	0	0	0	0	0	0	0	0	0	1	0	2	
40	IRWIN, Bryant	g	1	1	0	0	0	0	2	2	0	2	0	1	0	9	
45	ROGERS, A.J.	g	0	0	0	0	0	0	1	1	0	0	0	0	0	0	
55	AURIEMMA, Mike	g	0	0	0	0	0	0	0	0	1	0	0	0	0	0	
TEAM								3	5	8							
Totals			25	62	3	14	9	13	19	31	50	10	62	15	18	4	6

TOTAL FG% 1st Half: 10-31 32.3% 2nd Half: 15-31 48.4% Game: 40.3% DEADBALL
 3-Pt. FG% 1st Half: 2-10 20.0% 2nd Half: 1-4 25.0% Game: 21.4% REBOUNDS
 F Throw % 1st Half: 5-8 62.5% 2nd Half: 4-5 80.0% Game: 69.2% 2

St. Bonaventure (10-6, 1-2 A-10)

#	Player	f	g	3-pt		rebounds				pf	tp	a	to	blk	s	min			
				fga	fg	fta	ft	of	de								tot		
03	THOMAS, Maurice	f	4	8	0	0	1	1	4	3	7	4	9	2	1	0	25		
44	NICHOLSON, A.	f	6	11	0	0	0	2	3	1	4	1	12	0	1	2	26		
04	MATTHEWS, Chris	g	3	9	2	6	0	0	0	1	1	1	8	6	1	0	34		
05	HALL, Jonathan	g	4	10	0	0	2	2	0	7	7	1	10	3	6	2	36		
20	ELEBY, Malcolm	g	0	4	0	2	0	0	0	1	1	4	0	1	1	0	16		
01	BLACKBURN, Ray	g	3	10	1	4	0	0	1	1	2	1	7	2	3	0	24		
12	BENSON, Tyler	g	0	1	0	1	0	0	0	0	0	0	0	0	0	0	2		
21	COOK, Da'Quan	g	1	3	0	0	0	0	0	1	1	0	2	0	0	0	6		
32	DAVENPORT, M.	g	0	1	0	0	0	0	0	5	5	1	0	5	1	0	17		
50	CARTER, D'Lancy	g	1	4	0	0	0	1	3	1	0	1	3	0	0	0	14		
TEAM																			
Totals				22	61	3	13	4	8	10	20	30	13	51	19	14	4	8	200

TOTAL FG% 1st Half: 9-33 27.3% 2nd Half: 13-28 46.4% Game: 36.1% DEADBALL
 3-Pt. FG% 1st Half: 0-6 0.0% 2nd Half: 3-7 42.9% Game: 23.1% REBOUNDS
 F Throw % 1st Half: 4-7 57.1% 2nd Half: 0-1 0.0% Game: 50.0% 2

Officials: Frank Scagliotta (R), Wally Rutecki, John Gaffney
 Technical fouls: Saint Joseph's-None. St. Bonaventure-None.
 Attendance: 3,569

Score by Periods	1st	2nd	Total
Saint Joseph's	27	35	62
St. Bonaventure	22	29	51

GAME 16: January 18, 2009 - The Palestra SJU 78 - Charlotte 69

Ahmad Nivins had 25 points and 10 rebounds, going 13-for-13 from the free-throw line in the second half, to lead Saint Joseph's to a 78-69 victory over Charlotte. Tasheed Carr added 17 and Darrin Govens had 11 for the Hawks, who won their season-best fourth in a row. Nivins finished 13-of-15 from the four line as Saint Joseph's hit its final 19 free throw attempts and finished 22-of-26. A three-point play by Nivins gave Saint Joseph's a 66-55 lead with 6:17 remaining. The 49ers responded with a 9-2 run - with four points from RaShad Coleman - to close within

68-64. They got within 70-66 on a dunk by Charlie Coley with 2:32 left, but the Hawks scored the next eight points to seal the win.

Charlotte (5-11, 0-3 A-10)

#	Player		fg	fga	3-pt fg	fga	ft	fta	rebounds			of	tp	a	to	blk	s	min
02	COLEY, Charlie	f	5	8	0	0	2	3	2	3	5	4	12	0	0	0	1	24
15	MACK, Lamont	f	7	19	5	13	4	7	2	7	9	3	23	2	3	0	2	33
21	WILDERNESS, A.	f	2	7	0	1	0	2	4	1	5	2	4	0	1	0	1	28
03	HARRIS, DiJuan	g	3	8	1	2	0	0	2	3	5	3	7	11	3	0	2	37
22	COLEMAN, R.	g	3	8	1	5	1	2	1	2	3	1	8	0	1	0	0	30
00	BARNETT, J.		0	2	0	2	0	0	0	1	1	0	0	0	0	0	0	4
05	NGOUNDJO, Gaby		0	1	0	0	2	2	1	0	1	1	2	0	0	0	0	3
11	ANDERSEN, Ian		4	9	3	8	0	0	0	3	3	2	11	0	2	0	0	25
30	JONES, Phil		1	4	0	0	0	0	2	1	3	5	2	2	0	2	0	16
TEAM																		
Totals			25	66	10	31	9	16	16	22	38	21	69	15	10	2	6	200

TOTAL FG% 1st Half: 11-31 35.5% 2nd Half: 14-35 40.0% Game: 37.9% DEADBALL
 3-Pt. FG% 1st Half: 6-14 42.9% 2nd Half: 4-17 23.5% Game: 32.3% REBOUNDS
 F Throw % 1st Half: 4-4 100% 2nd Half: 5-12 41.7% Game: 56.3% 2

Saint Joseph's (9-7, 3-0 A-10)

		3-pt						rebounds										
#	Player	f	fga	fg	fga	ft	fta	of	de	tot	pf	tp	a	to	blk	s	min	
32	HILLIARD, Idris	f	2	7	0	0	3	4	2	3	5	4	7	1	3	0	0	27
34	NIVINS, Ahmad	f	6	9	0	0	13	15	2	8	10	3	25	1	4	1	0	40
00	CARR, Tasheed	g	5	8	5	6	2	2	1	2	3	4	17	4	1	0	1	28
13	GOVENS, Darrin	g	3	11	3	7	2	2	0	3	3	3	11	6	1	0	2	38
15	WILLIAMSON, G.	g	3	6	0	0	1	2	0	4	4	1	7	8	1	1	3	34
01	PRESCOTT, Chris	g	2	4	1	3	1	1	1	0	1	0	6	0	0	1	0	18
11	BENTLEY, Charoy	g	0	0	0	0	0	0	0	0	0	0	0	0	0	0	0	3
40	IRWIN, Bryant	g	2	4	1	2	0	0	0	3	3	1	5	1	2	0	0	12
TEAM								2	5	7								
Totals			23	49	10	18	22	26	8	28	36	16	78	21	12	3	6	200

TOTAL FG% 1st Half: 12-27 44.4% 2nd Half: 11-22 50.0% Game: 46.9% DEADBALL
 3-Pt. FG% 1st Half: 6-11 54.5% 2nd Half: 4-7 57.1% Game: 55.6% REBOUNDS
 F Throw % 1st Half: 2-5 40.0% 2nd Half: 20-21 95.2% Game: 84.6% 0,2

Officials: Bryan Kersey, Patrick Driscoll, Mike Roberts
 Technical fouls: Charlotte-None. Saint Joseph's-None.
 Attendance: 3,926

Score by Periods	1st	2nd	Total
Charlotte	32	37	69
Saint Joseph's	32	46	78



Idris Hilliard was the hero of the Duquesne game as he tipped in

2008-09 BOXSCORES

Duquesne rally with a 24-4 run to move ahead 76-71 with 4:23 to play. The Dukes led 88-82 with 45 seconds to go in regulation, but Nivins scored six straight points and his two foul shots with 14.4 remaining sent the game into overtime. Nivins finished the game hitting 10-of-12 from the field and 14-of-15 from the line.

Duquesne (12-6, 3-2 A-10)

##	Player	fg	fga	3-pt		ft	fta	rebounds			pf	tp	a	to	blk	s	min
				fg	fga			of	de	tot							
25	SAUNDERS, D.	f	7	11	4	7	2	2	3	6	9	3	20	3	2	2	39
30	CLARK, Bill	f	3	8	0	5	3	4	1	6	7	4	9	3	2	0	29
01	JACKSON, Aaron	g	3	13	0	4	4	5	2	3	5	3	10	5	1	1	40
13	DUTY, Jason	g	8	10	4	5	0	0	0	1	1	3	20	0	0	0	26
23	BOLDING, M.	g	4	9	1	2	2	2	3	0	3	1	11	2	0	0	28
03	EVANS, Eric	g	4	11	1	4	4	7	0	4	4	1	13	4	1	0	24
22	THEIS, David	g	3	8	2	4	2	2	1	1	2	5	10	1	0	0	16
32	MONTEIRO, B.J.	g	1	4	1	3	0	0	0	0	0	3	3	0	0	0	6
54	LEWINSON, Oliver	g	0	0	0	0	2	2	0	2	3	2	1	2	0	0	17
TEAM								2	1	3							
Totals			33	74	13	34	19	24	14	22	36	23	98	19	9	3	226

TOTAL FG% 1st Half: 14-36 38.9% 2nd Half: 16-31 51.6% Game: 44.6% DEADBALL
3-Pt. FG% 1st Half: 7-19 36.8% 2nd Half: 5-11 45.5% Game: 38.2% REBOUNDS
F Throw % 1st Half: 2-2 100% 2nd Half: 14-18 77.8% Game: 79.2% 3

Saint Joseph's (10-7, 4-0 A-10)

##	Player	fg	fga	3-pt		ft	fta	rebounds			pf	tp	a	to	blk	s	min
				fg	fga			of	de	tot							
32	HILLIARD, Idris	f	8	14	0	0	4	6	3	3	6	2	20	2	1	0	35
34	NIVINS, Ahmad	f	10	12	0	0	14	15	6	10	16	4	34	0	5	2	44
00	CARR, Tasheed	g	4	10	3	5	6	6	1	4	5	4	17	5	1	1	39
13	GOVENS, Darrin	g	3	12	2	9	1	2	0	5	5	5	6	1	0	3	35
15	WILLIAMSON, G.	g	1	7	0	1	3	4	1	4	5	2	5	5	4	3	39
01	PRESCOTT, Chris	g	3	5	2	4	1	1	0	2	2	2	9	4	1	2	21
11	BENTLEY, Charoy	g	0	0	0	0	0	0	0	0	0	1	0	0	0	0	2
40	IRWIN, Bryant	g	2	2	1	1	0	0	0	1	1	0	5	0	0	0	10
TEAM																	
Totals			31	62	8	20	29	34	11	29	40	20	99	22	13	8	224

TOTAL FG% 1st Half: 18-30 60.0% 2nd Half: 11-26 42.3% Game: 50.0% DEADBALL
3-Pt. FG% 1st Half: 5-10 50.0% 2nd Half: 2-9 22.2% Game: 40.0% REBOUNDS
F Throw % 1st Half: 12-14 85.7% 2nd Half: 11-12 91.7% Game: 85.3% 3

Officials: Frank Scagliotta, John Gwynn, Tony Dawkins
Technical fouls: Duquesne-None. Saint Joseph's-None.
Attendance: 4,212

Score by Periods	1st	2nd	OT	Total
Duquesne	37	51	10	98
Saint Joseph's	53	35	11	99

GAME 18: January 24, 2009 - The Palestra SJU 80 - Penn 68

Ahmad Nivins had 20 points and 17 rebounds to lead Saint Joseph's to an 80-68 victory over city rival Penn at the sold-out Palestra. Darrin Govens matched Nivins with 20 points for the Hawks, who won their sixth straight. Tasheed Carr scored 15 and Garrett Williamson added 11. Penn led 60-59 with 7:37 left in the game before Govens hit an 18-foot jumper that started a decisive 14-2 run for the Hawks. A layup by Williamson with 3:29 left capped the outburst that gave Saint Joseph's a 73-62 advantage. The Quakers left by as many as 16 points in the first half, hitting 10 of its first 17 shots on the way to a 24-8 lead with 10:30 left in the first half. But the Hawks, who missed nine of their first 12 field goals, scored 21 of the next 24 points to take a 29-27 lead with 4:24 left in the opening half and a 37-34 lead at the break. Nivins, who had his 11th double-double of the season, opened the second half with a dunk and 6-foot jumper, and the Hawks scored 13 of the first 20 points in the half to lead 50-41 with 15:16 to go.

Penn (4-10)

##	Player	fg	fga	3-pt		ft	fta	rebounds			pf	tp	a	to	blk	s	min
				fg	fga			of	de	tot							
24	EGGLESTON, Jack	f	6	13	1	4	1	3	3	5	8	3	14	2	2	2	36
42	VOTEL, Brennan	f	6	12	0	2	0	0	2	1	3	4	12	4	2	0	29
01	ROSEN, Zack	g	2	7	0	3	0	0	1	1	2	2	4	6	1	1	35
03	BERNARDINI, T.	g	5	19	1	4	4	5	2	8	10	5	15	2	4	1	33
30	BELCORE, Rob	g	1	1	1	1	0	0	0	0	0	1	3	2	0	0	13
15	EGEE, Kevin	g	2	3	2	3	0	0	0	2	2	2	6	0	0	0	13
22	GAINES, Harrison	g	5	11	1	2	1	1	0	2	2	3	12	3	0	0	26
23	HOWLETT, Mike	g	0	1	0	1	0	0	0	0	0	0	0	0	0	0	3
33	LEWIS, Cameron	g	1	2	0	0	0	0	2	1	3	4	2	0	2	1	12
TEAM								4	1	5							
Totals			28	69	6	20	6	9	14	21	35	25	68	19	11	5	200

TOTAL FG% 1st Half: 14-31 45.2% 2nd Half: 14-38 36.8% Game: 40.6% DEADBALL
3-Pt. FG% 1st Half: 3-9 33.3% 2nd Half: 3-11 27.3% Game: 30.0% REBOUNDS
F Throw % 1st Half: 3-4 75.0% 2nd Half: 3-5 60.0% Game: 66.7% 0,1

Saint Joseph's (11-7)

##	Player	fg	fga	3-pt		ft	fta	rebounds			pf	tp	a	to	blk	s	min
				fg	fga			of	de	tot							
32	HILLIARD, Idris	f	2	4	0	0	1	2	1	2	3	4	5	0	1	0	22
34	NIVINS, Ahmad	f	9	13	0	0	2	3	4	13	17	3	20	2	3	0	39
00	CARR, Tasheed	g	4	11	2	4	5	9	0	4	4	1	15	5	0	2	39
13	GOVENS, Darrin	g	6	12	3	9	5	6	0	5	5	1	20	6	2	0	37
15	WILLIAMSON, G.	g	4	7	0	0	3	5	0	3	3	4	11	3	1	2	37
01	PRESCOTT, Chris	g	0	1	0	1	0	0	0	0	0	2	0	0	1	0	6

11 BENTLEY, Charoy	0	0	0	0	0	0	0	0	0	0	0	0	0	0	0	0	1
40 IRWIN, Bryant	3	7	3	5	0	0	0	1	1	1	9	1	0	0	0	0	19
TEAM								3	2	5							
Totals	28	55	8	19	16	25	8	30	38	16	80	17	12	6	4	200	

TOTAL FG% 1st Half: 13-28 46.4% 2nd Half: 15-27 55.6% Game: 50.9% DEADBALL
3-Pt. FG% 1st Half: 6-11 54.5% 2nd Half: 2-8 25.0% Game: 42.1% REBOUNDS
F Throw % 1st Half: 5-8 62.5% 2nd Half: 11-17 64.7% Game: 64.0% 6

Officials: Will Bush, Donald Eppley, John Hughes
Technical fouls: Penn-TEAM. Saint Joseph's-None.
Attendance: 8,722

Score by Periods	1st	2nd	Total
Penn	34	34	68
Saint Joseph's	37	43	80

GAME 19: January 28, 2009 - Robins Center - Richmond, Va. SJU 68 - Richmond 58

Tasheed Carr scored 21 points and had eight assists to lead Saint Joseph's in a 68-58 win over Richmond for the Hawks' seventh straight win. Ahmad Nivins notched 15 points and 14 rebounds while Idris Hilliard added 11 points. Richmond took an early lead at 12-5 five minutes into the game, but SJU scored 12 of the next 16 points to go ahead, 17-16. The Hawks never trailed again, stretching the lead to eight after a layup from Nivins with 3:16 to go in the half. A Darrin Govens 3-point shot with 48 seconds remaining gave SJU a 29-22 halftime lead. The Hawks controlled the second half, stretching the lead as high as 18 at 50-32 with 12:05 to go after Carr fed Bryant Irwin for a bucket in the paint. Richmond scored the next nine points, cutting the lead in half with 7:47 to go. Out of a timeout, Govens hit another three to push the lead back to double digits. The Spiders would get as close as five in the final minute, but SJU converted 10 of 12 free throws over the final 66 seconds, including five by Carr, to secure the victory.

Saint Joseph's (12-7, 5-0 A-10)

##	Player	fg	fga	3-pt		ft	fta	rebounds			pf	tp	a	to	blk	s	min
				fg	fga			of	de	tot							
32	HILLIARD, Idris	f	4	6	0	0	3	4	2	2	4	2	11	1	2	0	30
34	NIVINS, Ahmad	f	6	8	0	0	3	3	3	11	14	2	15	0	2	3	40
00	CARR, Tasheed	g	7	11	2	4	5	6	0	6	6	1	21	8	3	1	36
13	GOVENS, Darrin	g	3	11	2	7	1	2	1	0	1	2	9	0	2	0	32
15	WILLIAMSON, G.	g	0	5	0	0	4	6	0	6	6	3	4	4	1	1	35
01	PRESCOTT, Chris	g	2	5	2	5	0	0	0	1	1	0	6	0	0	0	14
11	BENTLEY, Charoy	g	0	0	0	0	0	0	0	0	0	0	0	0	0	0	3
40	IRWIN, Bryant	g	1	2	0	1	0	0	1	2	3	3	2	0	3	0	10
TEAM																	
Totals			23	48	6	17	16	21	7	28	35	13	68	13	14	5	200

TOTAL FG% 1st Half: 12-24 50.0% 2nd Half: 11-24 45.8% Game: 47.9% DEADBALL
3-Pt. FG% 1st Half: 3-11 27.3% 2nd Half: 3-6 50.0% Game: 35.3% REBOUNDS
F Throw % 1st Half: 2-4 50.0% 2nd Half: 14-17 82.4% Game: 76.2% 4

Richmond (11-9, 3-2 A-10)

##		Player	fg	fga	3-pt		ft	fta	rebounds			pf	tp	a	to	blk	s	min	
			f	g	f	g	f	t	of	de	tot								
12		SMITH, Kevin	f	4	7	1	2	1	2	2	3	5	1	10	4	0	0	31	
32		HARPER, Justin	f	3	13	0	6	1	2	4	4	8	2	7	3	2	0	1	37
04		GIDDINGS, Jarhon	c	2	6	1	1	0	0	0	5	5	3	5	1	4	0	30	
05		GONZALVEZ, D.	g	7	11	3	6	2	4	0	2	2	5	19	2	0	0	38	
14		ANDERSON, K.	g	6	14	1	5	0	3	1	2	3	1	13	2	2	0	38	
11		DUINKER, Josh	g	0	2	0	0	0	0	0	0	0	0	0	0	0	0	38	
15		MARTEL,F.		1	1	0	0	0	0	1	1	2	3	2	0	1	0	12	
31		SMITH, Ronan		0	0	0	0	0	0	0	0	0	0	0	0	0	0	8	
44		BUTLER, Ryan		1	3	0	2	0	0	1	1	2	2	2	0	1	0	1	2
		TEAM							1		1								
		Totals		24	57	6	22	4	11	10	18	28	17	58	12	10	0	6	200

2008-09 BOXSCORES

Saint Joseph's (12-8, 5-1 A-10)

Saint Joseph's (22-6, 5-14, 12)		3-pt						rebounds										
##	Player	f	fg	fga	fg	fga	ft	fta	of	de	tot	pf	tp	a	to	blk	s	min
34	NIVINS, Ahmad	f	4	11	0	0	4	4	2	11	13	4	12	1	2	1	1	39
40	IRWIN, Bryant	f	2	7	0	3	0	0	1	2	3	1	4	3	3	0	1	17
00	CARR, Tasheed	g	4	7	2	3	4	4	0	0	0	4	14	4	2	0	1	31
13	GOVENS, Darrin	g	3	13	1	6	4	4	2	1	3	1	11	2	1	0	1	35
15	WILLIAMSON, G.	g	0	2	0	0	6	6	0	5	5	3	6	1	4	1	0	33
01	PRESCOTT, Chris	1	5	1	3	0	0	0	0	1	1	0	3	0	2	0	0	20
11	BENTLEY, Charoy	0	0	0	0	0	0	0	0	0	0	0	0	0	0	0	0	1
32	HILLIARD, Idris	4	7	0	0	0	0	0	2	0	2	3	8	0	1	0	0	24
TEAM										2	2							
Totals			18	52	4	15	18	18	7	22	29	16	58	11	15	2	4	200

TOTAL FG% 1st Half: 11-27 40.7% 2nd Half: 7-25 28.0% Game: 34.6% DEADBALL
 3-Pt. FG% 1st Half: 3-8 37.5% 2nd Half: 1-7 14.3% Game: 26.7% REBOUNDS
 F Throw % 1st Half: 6-6 100% 2nd Half: 12-12 100% Game: 100% 0

Dayton (20-2, 6-1 A-10)

		3-pt						rebounds										
##	Player	f	fg	fga	f	fta	of	de	tot	pf	tp	a	to	blk	s	min		
15	LITTLE, Charles	f	3	5	0	7	8	0	2	2	4	13	0	3	0	19		
33	WRIGHT, Chris	f	6	12	0	1	2	4	3	4	7	2	14	2	5	0	2	33
41	HUELSMAN, Kurt	f	3	4	0	0	0	1	0	1	4	6	2	2	1	0	16	
01	WARREN, London	g	0	2	0	0	2	2	1	1	2	2	2	4	4	0	1	19
32	JOHNSON, Marcus	g	5	13	3	4	0	0	0	4	4	1	13	2	0	1	0	30
00	PERRY, Mickey	1	1	1	1	0	0	0	0	0	3	0	0	0	0	7		
03	LOWERY, Rob	3	9	2	4	0	0	0	2	2	3	8	7	2	0	0	23	
04	JOHNSON, Chris	1	1	1	1	2	2	2	6	8	2	5	3	0	0	0	20	
22	WILLIAMS, Paul	1	2	0	0	0	0	1	4	5	0	2	0	1	0	0	15	
34	SEARCY, Devin	1	3	0	0	1	2	1	2	3	1	3	1	0	0	1	18	
TEAM									1	1								
Totals			24	52	7	11	14	18	9	26	35	19	69	21	18	2	5	200

TOTAL FG% 1st Half: 11-25 44.0% 2nd Half: 13-27 48.1% Game: 46.2% DEADBALL
 3-Pt. FG% 1st Half: 3-6 50.0% 2nd Half: 4-5 80.0% Game: 63.6% REBOUNDS
 F Throw % 1st Half: 12-14 85.7% 2nd Half: 2-4 50.0% Game: 77.8% 2

Officials: Mike Roberts, Kevin Ferguson, Eric Anderson
 Technical fouls: Saint Joseph's-None. Dayton-None.
 Attendance: 13,169

Score by Periods	1st	2nd	Total
Saint Joseph's	31	27	58
Dayton	37	32	69



Darrin Govens scored 14 points to help the Hawks defeat George Washington at The Palestra.

GAME 21: February 4, 2009 - The Palestra SJU 66 - George Washington 58

Ahmad Nivins had 16 points and 11 rebounds and Darrin Govens scored 14 as Saint Joseph's dealt George Washington its 11th consecutive loss, 66-58. Tasheed Carr added 14 points and seven assists, and Idris Hilliard had 12 points for the Hawks. Saint Joseph's led 33-29 at halftime and extended its advantage to 53-38 on a dunk by Carr with 9:52 remaining. A layup with 2:58 left got the Colonials within seven at 59-52. Govens responded with a 15-foot fadeaway jumper and Nivins hit a pair of free throws to push the lead back to 11 with 1:53 remaining. The Hawks shot 24-for-31 from the line, with Nivins shooting 10-for-11.

George Washington (6-13, 0-7 A-10)

George Washington (5-15-17 A)																		
		3-pt						rebounds										
##	Player	f	fg	fga	fg	fga	ft	fta	of	de	tot	pf	tp	a	to	blk	s	min
05	DIGGS, Rob	f	8	14	0	1	2	3	0	3	3	4	18	2	3	1	1	31
11	WITHERSPOON, Wf	0	4	0	2	0	0	0	2	2	1	0	2	0	0	0	0	23
22	HOLLIS, Damian	f	6	11	0	2	2	2	5	7	4	14	2	1	1	0	0	22
01	KING, Travis	g	1	3	0	1	0	2	2	2	1	2	2	3	0	1	22	
03	TAYLOR, Tony	g	0	3	0	1	0	0	1	1	1	1	0	0	2	0	0	16

12	LEE, Johnny	2	3	0	1	0	0	0	2	2	3	4	2	0	0	0	14
15	WARE, Aaron	3	4	0	0	2	2	1	0	1	1	8	1	0	0	0	23
31	WILMORE, Noel	2	7	2	7	0	0	1	1	2	1	6	4	2	0	2	26
33	ALLBRITTON, Matt	0	0	0	0	0	0	0	0	0	1	0	0	0	0	0	2
42	KATUKA, Joseph	3	4	0	0	0	2	2	2	4	4	6	0	0	0	0	21
	TEAM									1	2	3					
	Totals	25	53	2	15	6	11	7	20	27	21	58	15	11	2	4	200

TOTAL FG% 1st Half: 13-30 43.3% 2nd Half: 12-23 52.2% Game: 47.2% DEADBALL
 3-Pt. FG% 1st Half: 1-8 12.5% 2nd Half: 1-7 14.3% Game: 13.3% REBOUNDS
 F Throw % 1st Half: 2-4 50.0% 2nd Half: 4-7 57.1% Game: 54.5% 3

Saint Joseph's (13-8, 6-1 A-10)

Saint Joseph's (15-6, 5-14-16)																		
##	Player	f	fg	fga	3-pt	ft	fta	of	de	tot	pf	tp	a	to	blk	s	min	
32	HILLIARD, Idris	f	4	9	0	0	4	4	1	4	5	2	12	0	1	0	0	33
34	NIVINS, Ahmad	f	3	5	0	0	10	11	5	6	11	2	16	0	1	2	0	39
00	CARR, Tasheed	g	4	12	1	5	5	8	2	4	6	2	14	7	2	0	1	33
13	GOVENS, Darrin	g	5	9	2	6	2	4	0	3	3	2	14	2	2	0	4	38
15	WILLIAMSON, G.	g	1	2	0	0	3	4	0	2	2	2	5	2	2	0	1	30
01	PRESCOTT, Chris	1	4	1	2	0	0	1	0	1	2	3	2	1	0	0	19	8
40	IRWIN, Bryant	1	4	0	1	0	0	0	0	0	0	1	2	0	0	0	0	18
TEAM									1	1								
Totals			19	45	4	14	24	31	9	20	29	13	66	13	9	2	6	200

TOTAL FG% 1st Half: 10-25 40.0% 2nd Half: 9-20 45.0% Game: 42.2% DEADBALL
 3-Pt. FG% 1st Half: 4-10 40.0% 2nd Half: 0-4 0.0% Game: 28.6% REBOUNDS
 F Throw % 1st Half: 15-21 71.4% 2nd Half: 15-21 71.4% Game: 77.4% 4,3

Officials: Patrick Driscoll, Ken Clark, Gary Prager
 Technical fouls: George Washington-None. Saint Joseph's-None.
 Attendance: 3,862

Score by Periods	1st	2nd	Total
George Washington	29	29	58
Saint Joseph's	33	33	66

GAME 22: February 8, 2009 - Mullins Center SJU 68 - Massachusetts 64

Ahmad Nivins scored 21 points and pulled down 12 rebounds to lead Saint Joseph's past Massachusetts, 68-64. Tasheed Carr added 14 points and Darrin Govens had 11 as SJU used an 11-2 run late in the second half to pull away from the Minutemen. Trailing 37-34 at halftime, SJU took its first lead of the second half, 54-53, with 4:48 remaining on a Garrett Williamson layup. After a 56-56 tie, SJU took it from there to put the game away. A Nivins jumper and another by Williamson pushed the lead to four at 60-56 with 1:25 to go. Three free throws by Carr and Williamson made it 63-56 before an Anthony Gurley jumper brought UMass within five with 38 seconds left. Idris Hilliard made an easy layup, which was followed by Carr's layup pushing the lead to 67-58, SJU's largest of the game. UMass would get no closer than three the rest of the way.

Saint Joseph's (14-8, 7-1 A-10)

##		Player	f	fg	fga	3-pt	f	fta	of	de	tot	pf	tp	a	to	blk	s	min	
32		HILLIARD, Idris	f	4	8	0	0	1	3	2	4	6	5	9	2	1	0	1	29
34		NIVINS, Ahmad	c	8	14	0	0	5	6	1	11	12	2	21	2	4	3	0	38
00		CARR, Tasheed	g	4	13	2	4	4	6	0	6	6	4	14	5	2	1	1	31
13		GOVENS, Darrin	g	4	8	2	5	1	2	1	2	3	2	11	4	1	0	1	31
15		WILLIAMSON, G	g	3	5	0	0	1	2	0	6	6	3	7	1	2	0	0	36
01		PRESCOTT, Chris	1	4	1	4	0	2	1	1	2	1	3	2	1	0	0	17	
11		BENTLEY, Charoy	1	1	0	0	0	0	0	0	0	0	2	0	0	0	0	5	
40		IRWIN, Bryant	0	2	0	1	1	2	0	3	3	0	1	0	0	0	0	12	
45		ROGERS, A.J.	0	0	0	0	0	0	0	0	0	0	0	0	0	0	0	1	
		TEAM								1	1	2							
		Totals		25	55	5	14	13	23	6	34	40	17	68	16	11	4	3	200

TOTAL FG% 1st Half: 13-29 44.8% 2nd Half: 12-26 46.2% Game: 45.5% DEADBALL
 3-Pt. FG% 1st Half: 4-8 50.0% 2nd Half: 1-6 16.7% Game: 35.7% REBOUNDS
 F Throw % 1st Half: 4-7 57.1% 2nd Half: 9-16 56.3% Game: 56.5% 5,1

Massachusetts (8-13, 3-5 A-10)

		3-pt						rebounds										
##	Player	f	fg	fga	ft	fta	of	de	tot	pf	tp	a	to	blk	s	min		
24	GAFFNEY, Tony	f	4	8	0	1	0	1	3	10	13	4	8	4	1	2	0	30
31	BONNER, Luke	c	2	6	2	5	0	0	1	6	7	3	6	0	1	0	1	27
05	HARRIS, Ricky	g	5	12	3	5	5	8	1	3	4	5	18	0	2	0	0	30
12	GURLEY, Anthony	g	7	15	4	9	0	0	0	4	4	1	18	2	0	0	1	31
14	LOWE, Chris	g	3	13	0	2	1	2	1	3	4	2	7	9	3	0	0	31
02	GIBBS, David	1	4	0	3	1	1	0	1	1	1	1	3	0	0	0	1	19
11	CORREIA, Gary	1	2	0	1	0	0	0	0	0	0	0	2	0	0	0	10	
25	LYNCH, Tyrell	1	2	0	0	0	0	1	1	2	2	2	2	0	0	0	1	12
33	GLASS, Matt	0	1	0	1	0	0	0	0	1	1	3	0	0	0	0	1	10
TEAM																		
Totals			24	63	9	27	7	12	7	29	36	21	64	15	7	2	5	200

TOTAL FG% 1st Half: 13-31 41.9% 2nd Half: 11-32 34.4% Game: 38.1% DEADBALL
 3-Pt. FG% 1st Half: 5-13 38.5% 2nd Half: 4-14 28.6% Game: 33.3% REBOUNDS
 F Throw % 1st Half: 6-8 75.0% 2nd Half: 1-4 25.0% Game: 58.3% 2

Officials: Sean Hull, Will Bush, Ron Tyburski
 Technical fouls: Saint Joseph's-HILLIARD, Idris. Massachusetts-LOWE, Chris.
 Attendance: 5,982

Score by Periods	1st	2nd	Total
Saint Joseph's	34	34	68
Massachusetts	37	27	64

2008-09 BOXSCORES

GAME 26: February 26, 2009 - The Palestra Massachusetts 70 - SJU 69

Chris Lowe hit two free throws with two seconds remaining, as UMass nipped Saint Joseph's, 70-69, at The Palestra. Despite leading for almost the entire second half, SJU fell behind, 66-65, at :48. UMass increased its lead to 68-65 with :17 left before **Garrett Williamson** brought the Hawks to within 68-67 with two free throws at :11. **Ahmad Nivins** stole UMass' inbound pass and fed it to **Tasheed Carr**, who drove to the basket and was fouled. Carr converted both shots to give the Hawks a 69-68 lead at 6.4 seconds, but Lowe drove the length of the court and was fouled at :02. He made the winning free throws and SJU had one last chance but Carr couldn't connect on the 3/4 court pass to Nivins. Nivins had 21 points and 11 rebounds and **Idris Hilliard** added 12 points and 11 rebounds. SJU was 0-for-7 from 3-point range snapping a streak of 495 consecutive games with at least one 3-pointer made.

Massachusetts (10-15, 5-7 A-10)

		3-pt						rebounds											
##	Player	fg	fga	fg	fga	ft	fta	of	de	tot	pf	tp	a	to	blk	s	min		
24	GAFFNEY, Tony	f	7	12	1	3	2	4	2	8	10	3	17	4	1	4	1	37	
31	BONNER, Luke	c	2	6	1	5	2	2	4	6	5	7	1	1	1	0	1	27	
05	HARRIS, Ricky	g	4	13	2	6	1	3	0	3	3	1	11	3	1	0	1	31	
14	LOWE, Chris	g	4	7	0	1	5	6	1	2	3	2	13	7	2	0	0	31	
33	GLASS, Matt	g	3	4	2	2	0	0	1	3	4	2	8	0	0	0	1	20	
02	GIBBS, David		2	2	1	1	0	0	0	1	1	2	5	0	2	0	0	11	
12	GURLEY, Anthony		3	5	1	2	0	0	0	0	0	1	7	0	2	0	0	25	
25	LYNCH, Tyrell		1	3	0	0	0	0	1	2	3	3	2	2	2	0	1	18	
TEAM								3		3					1				
Totals			26	52	8	20	10	15	10	23	33	19	70	17	12	4	5	200	

TOTAL FG% 1st Half: 15-25 60.0% 2nd Half: 11-27 40.7% Game: 50.0% DEADBALL
3-Pt. FG% 1st Half: 5-10 50.0% 2nd Half: 3-10 30.0% Game: 40.0% REBOUNDS
F Throw % 1st Half: 1-2 50.0% 2nd Half: 9-13 69.2% Game: 66.7% 1

Saint Joseph's (14-12, 7-5 A-10)

		3-pt				rebounds												
##	Player	fg	fga	fg	fga	ft	fta	of	de	tot	pf	tp	a	to	blk	s	min	
32	HILLIARD, Idris	f	5	13	0	0	2	4	7	4	11	4	12	1	1	1	0	32
34	NIVINS, Ahmad	f	8	12	0	0	5	6	1	10	11	1	21	1	1	2	1	39
00	CARR, Tasheed	g	5	13	0	1	2	2	1	3	4	1	12	8	4	0	1	32
13	GOVENS, Darrin	g	4	8	0	3	1	1	0	0	0	4	9	4	1	0	1	34
15	WILLIAMSON, G	g	4	8	0	0	2	4	1	2	3	4	10	4	0	1	0	33
01	PRESCOTT, Chris	g	2	5	0	2	1	1	0	1	1	0	5	1	0	0	0	20
11	BENTLEY, Charoy	g	0	0	0	0	0	0	0	0	0	1	0	0	0	0	0	1
40	IRWIN, Bryant	g	0	2	0	1	0	0	0	0	0	2	0	0	0	0	0	9
TEAM								2		2								
Totals			28	61	0	7	13	18	12	20	32	17	69	19	7	4	3	200

TOTAL FG% 1st Half: 15-30 50.0% 2nd Half: 13-31 41.9% Game: 45.9% DEADBALL
3-Pt. FG% 1st Half: 0-4 0.0% 2nd Half: 0-3 0.0% Game: 0.0% REBOUNDS
F Throw % 1st Half: 6-9 66.7% 2nd Half: 7-9 77.8% Game: 72.2% 3

Officials: Bob Donato, Joe DeMayo, Jamie Luckie
Technical fouls: Massachusetts-None. Saint Joseph's-None.
Attendance: 6,522

Score by Periods	1st	2nd	Total
Massachusetts	36	34	70
Saint Joseph's	36	33	69

GAME 27: February 26, 2009 - The Palestra #19 Xavier 68 - SJU 54

Saint Joseph's couldn't break its skid against #19 Xavier, falling to the Musketeers, 68-54, despite 24 points from **Ahmad Nivins**. It extended the Hawks' streak to five in a row, the longest since they dropped nine straight in 1998-99. SJU played without starter **Tasheed Carr** because of a concussion suffered earlier in the week. **Charoy Bentley** made his first career start in Carr's place, but went scoreless in the game. The Musketeers led almost the entire game and pulled away from the Hawks over the final four minutes, as SJU committed a total of 19 turnovers in the game. The Hawks hung in during the second half due to some sloppy play by Xavier and cut a double-digit lead down to six. But Derrick Brown put away the Hawks with two dunks and helped give Xavier a 56-44 lead as it would go up to 20 with steady trips to the free-throw line. When Xavier took a 50-36 lead at 11:25, the Hawks had more turnovers (13) than field goals (11). SJU finished the game shooting 17-for-46 from the field and allowed Xavier to grab 17 offensive rebounds. **Bryant Irwin** came off the bench to record a career-high 10 points on 4-for-6 shooting.

Xavier (23-5, 11-3 A-10)

##	Player		3-pt				rebounds				pf	tp	a	to	blk	s	min	
			fg	fga	ft	fta	of	de	tot									
05	BROWN, Derrick	f	8	15	1	3	1	3	5	5	10	4	18	0	5	0	1	35
20	ANDERSON, C.J.	f	4	9	0	0	2	4	4	4	8	2	10	4	1	1	1	29
31	LOVE, Jason	c	3	4	0	0	1	1	1	2	4	7	1	0	0	1	20	
11	RAYMOND, B.J.	g	6	14	3	8	3	4	2	4	6	4	18	2	3	0	1	32
25	JACKSON, Dante	g	0	3	0	2	2	2	1	5	6	1	2	4	0	1	2	28
12	REDFORD, Brad	g	2	2	2	2	2	0	0	0	0	0	8	0	2	0	1	16
22	McLEAN, Jamel	g	0	0	0	0	0	0	2	0	2	3	0	0	1	0	1	11
32	FREASE, Kenny	g	2	4	0	0	1	2	1	3	4	5	5	1	5	0	1	18
52	HOLLOWAY, Terrell	g	0	6	0	2	0	0	0	0	0	0	0	4	0	0	1	11

TEAM	1		1		2		23		68		16		17		2		10		200	
Totals	25	57	6	17	12	18	17	23	40	23	68	16	17	2	10	200				

TOTAL FG% 1st Half: 13-31 41.9% 2nd Half: 12-26 46.2% Game: 43.9% DEADBALL
3-Pt. FG% 1st Half: 4-13 30.8% 2nd Half: 2-4 50.0% Game: 35.3% REBOUNDS
F Throw % 1st Half: 1-3 33.3% 2nd Half: 11-15 73.3% Game: 66.7% 4

Saint Joseph's (14-13, 7-6 A-10)

#	Player	fg	fga	3-pt		ft	fta	rebounds			pf	tp	a	to	blk	s	min	
				fg	fga			of	de	tot								
32	HILLIARD, Idris	f	3	3	0	0	1	1	1	2	4	7	0	1	1	0	16	
34	NIVINS, Ahmad	f	5	9	0	0	14	17	3	5	8	3	24	1	6	1	0	39
11	BENTLEY, Charoy	g	0	4	0	2	0	0	0	2	2	0	0	2	1	0	0	21
13	GOVENS, Darrin	g	3	11	1	4	0	2	0	2	2	3	7	1	5	0	3	36
15	WILLIAMSON, G	g	2	7	0	0	1	2	1	2	3	4	5	5	0	1	1	39
01	PRESCOTT, Chris	g	0	5	0	4	0	0	0	0	0	1	0	0	2	0	0	20
05	BROWN, C.J.	g	0	0	0	0	0	0	0	1	1	0	0	0	0	0	0	1
21	ADEBAYO, Temi	g	0	0	0	0	1	2	0	0	0	0	1	0	0	1	0	1
22	LASHLEY, Edwin	g	0	1	0	1	0	0	0	0	0	0	0	0	1	0	0	1
40	IRWIN, Bryant	g	4	6	2	3	0	0	2	1	3	2	10	0	2	0	1	21
45	ROGERS, A.J.	g	0	0	0	0	0	0	0	1	1	2	0	0	1	0	0	4
55	AURIEMMA, Mike	g	0	0	0	0	0	0	0	0	0	0	0	0	0	0	0	1
TEAM									2	3	5							
Totals			17	46	3	14	17	24	9	18	27	19	54	9	19	4	5	200

TOTAL FG% 1st Half: 7-22 31.8% 2nd Half: 10-24 41.7% Game: 37.0% DEADBALL
3-Pt. FG% 1st Half: 3-6 50.0% 2nd Half: 0-8 0.0% Game: 21.4% REBOUNDS
F Throw % 1st Half: 9-10 90.0% 2nd Half: 8-14 57.1% Game: 70.8% 3

Officials: Frank Scagliotta, Gene Steratore, John Gwynn
Technical fouls: Xavier-None. Saint Joseph's-None.
Attendance: 6,626

Score by Periods	1st	2nd	Total
Xavier	31	37	68
Saint Joseph's	26	28	54



The Hawks' seniors - Tasheed Carr, Ahmad Nivins and Edwin Lashley - prior to the "Senior Day" win over St. Bonaventure.

GAME 28: March 1, 2009 - The Palestra SJU 73 - St. Bonaventure 62

Saint Joseph's ended its five-game losing streak with a 73-62 victory over St. Bonaventure on "Senior Day" at The Palestra. **Ahmad Nivins**, playing in his last home game for the Hawks, had 22 points and 10 rebounds, while **Tasheed Carr** scored 17. **Idris Hilliard** had eight points and 11 rebounds for the Hawks. SJU never trailed in the game and led 52-42 with 7:29 remaining. The Bonnies rallied to within 57-52 with 3:36 to play, but Nivins hit a 6-footer, starting a 9-3 run, and SBU never threatened again. Senior reserve **Edwin Lashley** made the first start of his career, and scored five points in three minutes of action to get the Hawks going. SJU jumped out to a 25-15 lead but couldn't put the Bonnies away early, although it did hold a 33-30 halftime lead. The top free-throw shooting team in the A-10, the Hawks struggled from the line, going just 2-for-9 in the first half and 21-for-35 for the game.

St. Bonaventure (14-14, 5-10 A-10)

##	Player	3-pt						rebounds			pf	tp	a	to	blk	s	min	
		fg	fga	fg	fga	ft	fta	of	de	tot								
03	THOMAS, Maurice	f	3	9	0	0	3	3	2	5	7	5	9	1	1	0	3	22
44	NICHOLSON, A	f	4	10	0	0	3	5	0	3	3	3	11	0	2	0	0	37
04	MATTHEWS, Chris	g	5	13	5	12	0	0	0	0	0	3	15	3	3	0	0	39
05	HALL, Jonathan	g	3	5	0	0	0	0	3	2	5	3	6	4	2	0	1	38
20	ELEBY, Malcolm	g	6	13	0	0	2	2	1	3	4	4	14	3	2	1	0	35

2008-09 BOXSCORES

12 BENSON, Tyler	1	4	1	4	0	0	0	3	3	3	3	1	1	0	0	9
21 COOK, Da'Quan	0	0	0	0	0	0	0	2	2	0	0	0	0	0	0	4
32 DAVENPORT, M	1	2	0	1	0	0	0	1	1	0	2	2	1	1	0	13
50 CARTER, D'Lancy	1	2	0	0	0	0	0	0	0	3	2	0	0	0	0	3
TEAM								4	2	6						
Totals	24	58	6	17	8	10	10	21	31	24	62	14	12	2	4	200

TOTAL FG% 1st Half: 13-29 44.8% 2nd Half: 11-29 37.9% Game: 41.4% DEADBALL
 3-Pt. FG% 1st Half: 3-9 33.3% 2nd Half: 3-8 37.5% Game: 35.3% REBOUNDS
 F Throw % 1st Half: 1-1 100% 2nd Half: 7-9 77.8% Game: 80.0% 0

Saint Joseph's (15-13, 8-6 A-10)

##	Player	fg	fga	3-pt			rebounds			pf	tp	a	to	blk	s	min
				fg	fga	ft	of	de	tot							
32 HILLIARD, Idris	f	3	7	0	0	2	7	4	7	11	4	8	2	1	0	30
34 NIVINS, Ahmad	f	7	9	0	0	8	11	4	6	10	3	22	2	5	2	1
00 CARR, Tasheed	g	6	8	1	3	4	9	0	3	3	1	17	3	4	0	1
15 WILLIAMSON, G	g	1	5	0	0	5	6	2	3	5	2	7	5	1	2	3
22 LASHLEY, Edwin	g	2	3	1	2	0	0	0	0	0	1	5	0	0	0	3
01 PRESCOTT, Chris	1	2	1	2	0	0	0	0	0	0	1	3	2	1	0	12
13 GOVENS, Darrin	2	9	2	5	2	2	2	2	4	2	8	1	0	0	2	33
40 IRWIN, Bryant	1	4	1	1	0	0	0	1	1	0	3	0	0	0	1	10
TEAM									3	3						
Totals		23	47	6	13	21	35	12	25	37	14	73	15	12	4	200

TOTAL FG% 1st Half: 13-29 44.8% 2nd Half: 10-18 55.6% Game: 48.9% DEADBALL
 3-Pt. FG% 1st Half: 5-9 55.6% 2nd Half: 1-4 25.0% Game: 46.2% REBOUNDS
 F Throw % 1st Half: 2-8 25.0% 2nd Half: 19-27 70.4% Game: 60.0% 6

Officials: Sean Hull, Raymie Styons, Bill McCarthy

Technical fouls: St. Bonaventure-None. Saint Joseph's-None.

Attendance: 6,088

Score by Periods	1st	2nd	Total
St. Bonaventure	30	32	62
Saint Joseph's	33	40	73



Saint Joseph's and Temple have met three times in each of the last four seasons and have played to near-capacity crowds at every venue.

GAME 29: March 5, 2009 - Liacouras Center Temple 68 - SJU 58

Saint Joseph's fell to longtime city rival Temple, 68-59, for the second time this year at the Liacouras Center, and the fourth straight game. In a matchup of the A-10's top two Player of the Year candidates, **Ahmad Nivins** had 17 points and 16 rebounds while the Owls' Dionte Christmas scored 23 points. **Tasheed Carr** added 22 points and five assists for the Hawks. The teams traded single-digit leads throughout the first half, but Temple held the 30-23 edge at halftime. TU led 34-23 two minutes into the second half, but the Hawks scored nine straight points capped by a Nivins' slam to trail by 34-32. Christmas and Craig Williams hit 3-pointers, igniting a 13-0 spurt and a 47-32 Temple edge with 11 minutes to go. Saint Joseph's closed to 52-45 with 4:29 remaining, but Christmas assisted on a Sergio Olmos layup, then hit a 3-pointer to put the game out of reach. Nivins missed 10 shots, the most all year.

Saint Joseph's (15-14, 8-7 A-10)

##	Player	fg	fga	3-pt			rebounds			pf	tp	a	to	blk	s	min
				fg	fga	ft	of	de	tot							
32 HILLIARD, Idris	f	3	7	0	0	0	1	3	4	3	6	1	0	0	0	29
34 NIVINS, Ahmad	f	6	16	0	0	5	9	5	11	16	4	17	0	1	0	1

00 CARR, Tasheed	g	6	15	3	7	7	8	2	5	7	2	22	5	2	0	0	38
13 GOVENS, Darrin	g	5	12	3	7	1	1	0	2	2	4	14	1	2	0	1	30
15 WILLIAMSON, G.	g	0	5	0	0	0	0	0	4	4	5	0	4	4	0	4	34
01 PRESCOTT, Chris		0	3	0	1	0	0	0	0	0	0	1	0	0	0	0	17
05 BROWN, C.J.		0	0	0	0	0	0	0	0	0	0	1	0	0	0	0	1
40 IRWIN, Bryant		0	4	0	1	0	0	1	0	1	1	0	0	0	0	0	11
TEAM									3	3							
Totals		20	62	6	16	13	18	9	28	37	21	59	11	9	0	6	200

TOTAL FG% 1st Half: 7-30 23.3% 2nd Half: 13-32 40.6% Game: 32.3% DEADBALL
 3-Pt. FG% 1st Half: 3-9 33.3% 2nd Half: 3-7 42.9% Game: 37.5% REBOUNDS
 F Throw % 1st Half: 6-8 75.0% 2nd Half: 7-10 70.0% Game: 72.2% 4

Temple (18-11, 10-5 A-10)

##	Player	fg	fga	3-pt			rebounds			pf	tp	a	to	blk	s	min
				fg	fga	ft	of	de	tot							
24 ALLEN, Lavoy	f	2	3	0	0	0	0	4	4	4	4	0	0	2	0	15
41 OLMOS, Sergio	c	4	7	0	0	6	7	1	5	6	2	14	1	1	1	30
02 BROOKS, Ryan	g	0	2	0	1	2	2	0	4	4	0	2	2	2	0	1
15 INGE, Semaj	g	3	9	0	1	3	6	1	1	2	2	9	3	1	2	4
22 CHRISTMAS, D	g	7	18	3	10	6	6	2	6	8	4	23	3	3	1	38
04 FERNANDEZ, Juan	1	2	1	2	2	4	0	4	4	1	5	5	1	0	0	24
30 WILLIAMS, Craig	4	9	3	7	0	0	1	8	9	2	11	2	1	1	0	26
TEAM									1	1						
Totals		21	50	7	21	19	25	5	33	38	15	68	16	10	7	200

TOTAL FG% 1st Half: 11-26 42.3% 2nd Half: 10-24 41.7% Game: 42.0% DEADBALL
 3-Pt. FG% 1st Half: 2-7 28.6% 2nd Half: 5-14 35.7% Game: 33.3% REBOUNDS
 F Throw % 1st Half: 6-8 75.0% 2nd Half: 7-16 76.5% Game: 76.0% 3

Officials: Mike Kitts, DJ Carstensen, Wally Rutecki

Technical fouls: Saint Joseph's-None. Temple-None.

Attendance: 9,349

Score by Periods	1st	2nd	Total
Saint Joseph's	23	36	59
Temple	30	38	68

GAME 30: March 7, 2009 - Rose Hill Gym - Bronx, N.Y. SJU 71 - Fordham 54

Saint Joseph's closed out the regular season defeating Fordham, 71-54, as **Tasheed Carr** scored 20 points. The senior tallied the 1,000th point of his career, counting two years spent at Iowa State and two at Saint Joseph's. **Garrett Williamson** chipped in with 11 points. The Hawks owned a 37-18 halftime lead, hitting 50 percent of their shots while Fordham went just 7-for-26. SJU led by as much as 30 in the game, but 16 turnovers helped the Rams cut the gap. Leading scorer **Ahmad Nivins** had only five shots in the game and finished with a season-low seven points to end his double-figure scoring streak at 41 games dating back to 2007-08, although he did grab a game-high 15 rebounds.

Saint Joseph's (16-14, 9-7 A-10)

##	Player	fg	fga	3-pt			rebounds			pf	tp	a	to	blk	s	min
				fg	fga	ft	of	de	tot							
32 HILLIARD, Idris	f	3	6	0	1	0	1	3	4	4	6	2	2	0	0	19
34 NIVINS, Ahmad	f	2	5	0	0	3	5	4	11	15	2	7	1	5	2	0
00 CARR, Tasheed	g	6	11	4	6	4	4	0	5	5	1	20	7	3	0	33
13 GOVENS, Darrin	g	2	7	2	5	2	4	0	3	3	4	8	0	1	0	26
15 WILLIAMSON, G	g	4	7	0	0	3	6	3	3	6	3	11	4	1	1	2
01 PRESCOTT, Chris		2	5	2	4	0	0	0	1	1	3	6	0	1	0	15
05 BROWN, C.J.		0	0	0	0	0	0	0	0	0	1	0	0	0	0	1
11 BENTLEY, Charoy		1	1	0	0	0	0	0	0	0	0	2	0	0	0	3
21 ADEBAYO, Temi		0	0	0	0	0	0	0	1	1	0	0	0	0	0	1
22 LASHLEY, Edwin		0	0	0	0	2	2	0	1	1	1	2	0	1	0	5
40 IRWIN, Bryant		3	7	0	3	1	2	1	2	2	2	7	0	2	0	19
45 ROGERS, A.J.		1	1	0	0	0	0	0	0	0	2	2	0	0	0	3
55 AURIEMMA, Mike		0	0	0	0	0	0	0	0	0	1	0	1	0	0	1
TEAM									4	1	5					
Totals		24	50	8	19	15	23	13	30	43	22	71	15	16	3	200

TOTAL FG% 1st Half: 14-28 50.0% 2nd Half: 10-22 45.5% Game: 48.0% DEADBALL
 3-Pt. FG% 1st Half: 5-10 50.0% 2nd Half: 3-9 33.3% Game: 42.1% REBOUNDS
 F Throw % 1st Half: 4-7 57.1% 2nd Half: 11-16 68.8% Game: 65.2% 8

Fordham (3-25, 1-15 A-10)

##	Player	fg	fga	3-pt			rebounds			pf	tp	a	to	blk	s	min
				fg	fga	ft	of	de	tot							
25 WING, Zach	f	1	2	0	0	0	2	4	1	5	3	2	0	1	0	35
32 GREEN, Jacob	f	3	8	0	0	2	3	2	2	4	3	8	0	0	3	1
44 DEVINE, Luke	f	2	2	0	0	1	2	1	4	5	5	5	0	0	0	1
01 FONTAN, Jio	g	5	24	1	5	4	6	1	3	4	4	15	4	2	1	36
23 MOORE, Mike	g	0	5	0	2	0	0	1	0	1	1	0	1	0	0	14
04 TANNER, Herb		0	2	0	1	0	2	0	0	0	0	0	0	0	0	5
14 HAGE, Ryan		0	0	0	0	0	2	0	0	0	0	0	0	0	0	1
15 THOMAS, Lamar		1	1	0	0	0	0	1	0	1	2	2	0	0	0	6

2008-09 BOXSCORES

20 BECK, Matt	2	2	2	2	0	0	1	2	3	1	6	0	1	0	0	21
21 ESTWICK, Alberto	6	14	2	7	2	2	2	3	5	2	16	5	3	0	2	31
TEAM																1
Totals.	20	60	5	17	9	19	13	15	28	21	54	10	8	4	5	200

TOTAL FG% 1st Half: 7-26 26.9%	2nd Half: 13-34 38.2%	Game: 33.3%	DEADBALL
3-Pt. FG% 1st Half: 0-7 0.0%	2nd Half: 5-10 50.0%	Game: 29.4%	REBOUNDS
F Throw % 1st Half: 4-9 44.4%	2nd Half: 5-10 50.0%	Game: 47.4%	5

Officials: Jerry Heater, Donald Eppley, Frankie Bordeaux
 Technical fouls: Saint Joseph's-None. Fordham-None.
 Attendance: 2,626

Score by Periods	1st	2nd	Total
Saint Joseph's	37	34	71
Fordham	18	36	54

GAME 31: March 11, 2009 - Boardwalk Hall - Atlantic City, N.J.

SJU 72 - Charlotte 62

It was a tale of two halves as Saint Joseph's trailed by seven at the break but used an 11-2 run at the start of the second half to outlast Charlotte, 72-62. **Tasheed Carr** scored 17 of his game-high 22 points in the second stanza as the Hawks progressed to the quarterfinals of the Atlantic 10 Tournament. **Ahmad Nivins** added 15 points and 14 rebounds while starters **Garrett Williamson** (12) and **Idris Hilliard** (11) also scored in double figures for SJU. Charlotte led by as many as 13 at 23-10 with 9:18 to go in the first half, but Saint Joseph's clawed back, getting the deficit to seven on a Carr jumper at the buzzer. In the second, the Hawks took their first lead of the game with 15:15 to go at 34-32 after Hilliard sank a pair of free throws. The teams see-sawed back and forth over the next couple minutes until SJU began to pull away, using a 15-3 run midway through the half to push the lead to double digits. The 49ers never got closer than seven the rest of the way.

Charlotte (11-20)

##	Player	fg	fga	3-pt	fg	fga	ft	fta	of	de	tot	pf	tp	a	to	blk	s	min
02	COLEY, Charlie	f	3	8	0	2	0	0	1	4	5	3	6	1	0	0	2	19
15	MACK, Lamont	f	7	15	2	4	3	5	5	5	10	5	19	1	1	0	1	33
21	WILDERNESS, A	f	1	3	0	0	0	0	0	2	2	1	2	1	2	1	2	31
03	HARRIS, Dijuan	g	3	5	1	1	4	4	0	1	1	2	11	9	5	0	3	39
11	ANDERSEN, Ian	g	4	12	4	12	0	0	0	4	4	0	12	2	0	0	0	30
00	BARNETT, Javarris	0	1	0	1	0	0	0	0	0	0	0	0	0	0	0	0	5
05	NGOUNDOJO, Gaby	0	1	0	0	0	0	0	1	0	1	4	2	1	0	0	0	9
14	CHURCH, Kyle	1	1	1	1	0	0	0	0	0	0	0	3	0	0	0	0	1
22	COLEMAN, RaShad	0	2	0	1	0	0	0	0	1	1	0	1	1	0	0	0	15
30	JONES, Phil	3	7	0	0	1	2	1	0	1	5	7	0	3	0	0	0	18
TEAM											2							2
Totals		23	55	8	22	8	11	9	18	27	21	62	16	12	1	8	200	

TOTAL FG% 1st Half: 11-25 44.0%	2nd Half: 12-30 40.0%	Game: 41.8%	DEADBALL
3-Pt. FG% 1st Half: 4-11 36.4%	2nd Half: 4-11 36.4%	Game: 36.4%	REBOUNDS
F Throw % 1st Half: 4-5 80.0%	2nd Half: 4-6 66.7%	Game: 72.7%	1

Saint Joseph's (17-14)

##	Player	fg	fga	3-pt	fg	fga	ft	fta	of	de	tot	pf	tp	a	to	blk	s	min
32	HILLIARD, Idris	f	4	5	0	0	3	3	5	2	7	2	11	1	3	0	2	33
34	NIVINS, Ahmad	f	3	10	0	0	9	12	4	10	14	3	15	0	4	1	2	39
00	CARR, Tasheed	g	6	14	3	7	7	10	1	5	6	3	22	5	1	1	0	37
13	GOVENS, Darrin	g	2	6	2	5	2	2	0	2	2	0	8	1	1	0	3	33
15	WILLIAMSON, G	g	4	10	0	0	4	6	2	3	5	3	12	5	2	2	3	39
01	PRESCOTT, Chris	0	3	0	2	0	0	0	0	0	0	2	0	0	1	0	0	12
40	IRWIN, Bryant	2	2	0	0	0	0	0	1	0	1	0	4	0	0	0	0	7
TEAM											2							3
Totals		21	50	5	14	25	33	15	25	40	13	72	12	13	4	10	200	

TOTAL FG% 1st Half: 8-29 27.6%	2nd Half: 13-21 61.9%	Game: 42.0%	DEADBALL
3-Pt. FG% 1st Half: 1-8 12.5%	2nd Half: 4-6 66.7%	Game: 35.7%	REBOUNDS
F Throw % 1st Half: 6-12 50.0%	2nd Half: 19-21 90.5%	Game: 75.8%	4

Officials: Gene Steratore, Paul Faia, Kevin O'Connell
 Technical fouls: Charlotte-None. Saint Joseph's-None.
 Attendance: 3312

Score by Periods	1st	2nd	Total
Charlotte	30	32	62
Saint Joseph's	23	49	72

GAME 32: March 12, 2009 - Boardwalk Hall - Atlantic City, N.J.

Temple 79 - SJU 65

Saint Joseph's saw its 2009 season come to a close in the quarterfinals of the Atlantic 10 Tournament with a 79-65 loss to the rival Temple Owls. **Ahmad Nivins** finished his Hawk career with a 21-point, 14-rebound performance while **Tasheed Carr** went out with a game-high 23 points and seven rebounds. The Hawks jumped out to an early lead, stretching the advantage to as many as six before the Owls knotted it at 14 with 11:28 to go in the first half. A 15-3 run effectively put the game out of reach as Temple would go on to lead 43-28 at the break. It was more of the same in the second half as the Owls would push the lead as high as 22. SJU got as close as nine at 65-56 with 4:31 remaining, but a pair of baskets by TU's Lavoy Allen ended any chance of a Hawk threat. The Hawk defense managed to hold All-Atlantic 10 First Team selection Dionte Christmas to seven points on just 1-of-10 shooting.

Saint Joseph's (17-15)

##	Player	fg	fga	3-pt	fg	fga	ft	fta	of	de	tot	pf	tp	a	to	blk	s	min
32	HILLIARD, Idris	f	4	8	0	0	0	0	2	7	9	1	8	2	0	0	0	28
34	NIVINS, Ahmad	f	9	16	0	0	3	4	4	10	14	4	21	0	2	0	5	37
00	CARR, Tasheed	g	6	21	3	10	8	11	3	4	7	4	23	2	3	0	1	36
13	GOVENS, Darrin	g	3	11	1	5	2	2	0	2	2	1	9	3	2	0	2	36
15	WILLIAMSON, G	g	1	5	0	0	2	2	2	0	2	3	4	5	3	0	3	36
01	PRESCOTT, Chris	0	2	0	2	0	0	0	0	1	1	4	0	1	3	0	0	17
11	BENTLEY, Charoy	0	2	0	2	0	0	0	1	0	1	1	0	1	0	0	1	6
40	IRWIN, Bryant	0	1	0	0	0	0	0	0	0	0	0	0	0	0	0	0	2
45	ROGERS, A.J.	0	1	0	0	0	0	0	1	0	1	0	0	0	0	0	0	2
TEAM											1							3
Totals		23	67	4	19	15	19	14	27	41	18	65	14	13	0	12	200	

TOTAL FG% 1st Half: 13-30 43.3%	2nd Half: 10-37 27.0%	Game: 34.3%	DEADBALL
3-Pt. FG% 1st Half: 1-6 16.7%	2nd Half: 3-13 23.1%	Game: 21.1%	REBOUNDS
F Throw % 1st Half: 1-2 50.0%	2nd Half: 14-17 82.4%	Game: 78.9%	3

Temple (20-11)

##	Player	fg	fga	3-pt	fg	fga	ft	fta	of	de	tot	pf	tp	a	to	blk	s	min
24	ALLEN, Lavoy	f	4	7	0	0	1	2	5	8	13	2	9	1	0	1	0	24
41	OLMOS, Sergio	c	6	12	0	0	2	4	3	6	9	4	14	2	2	1	0	34
02	BROOKS, Ryan	g	6	12	3	4	4	6	0	3	3	0	19	1	3	0	0	38
15	INGE, Semaj	g	6	9	0	0	0	1	3	3	6	2	12	4	2	0	0	36
22	CHRISTMAS, D	g	1	10	0	3	5	5	0	3	3	5	7	4	5	0	2	29
04	FERNANDEZ, Juan	1	3	0	2	4	6	0	0	3	3	3	6	3	2	0	0	19
30	WILLIAMS, Craig	4	7	4	7	0	0	0	0	5	5	1	12	0	0	1	2	20
TEAM											1							1
Totals		28	60	7	16	16	24	12	31	43	17	79	15	15	3	4	200	

TOTAL FG% 1st Half: 17-35 48.6%	2nd Half: 11-25 44.0%	Game: 46.7%	DEADBALL
3-Pt. FG% 1st Half: 6-13 46.2%	2nd Half: 1-3 33.3%	Game: 43.8%	REBOUNDS
F Throw % 1st Half: 3-5 60.0%	2nd Half: 13-19 68.4%	Game: 66.7%	1

Officials: Frank Scagliotta, Joe DeMayo, John Gwynn
 Technical fouls: Saint Joseph's-None. Temple-None.
 Attendance: 4837

Score by Periods	1st	2nd	Total
Saint Joseph's	28	37	65
Temple	43	36	79



For the third consecutive year, the Atlantic 10 Championship was held at Boardwalk Hall in Atlantic City. The Hawks defeated Charlotte in a first-round game.

ATLANTIC 10 REVIEW

2008-09 Atlantic 10 Standings

		ATLANTIC 10		OVERALL	
1.	Xavier (NCAA)	12	4	.750	27 8 .771
2.	Rhode Island (NIT)	11	5	.688	23 11 .676
3.	Dayton (NCAA)	11	5	.688	27 8 .771
4.	Temple * (NCAA)	11	5	.688	22 12 .647
5.	Saint Joseph's	9	7	.563	17 15 .531
6.	Richmond (CBI)	9	7	.563	20 16 .556
7.	Duquesne (NIT)	9	7	.563	21 13 .618
8.	La Salle	9	7	.563	18 13 .581
9.	Saint Louis	8	8	.500	18 14 .563
10.	Massachusetts	7	9	.438	12 18 .400
11.	St. Bonaventure	6	10	.375	15 15 .500
12.	Charlotte	5	11	.313	11 20 .355
13.	George Washington	4	12	.250	10 18 .357
14.	Fordham	1	15	.063	3 25 .107

* Tournament champion

Post-season tournament in ()

Atlantic 10 Honors

PLAYER OF THE YEAR
Ahmad Nivins, Saint Joseph's

ROOKIE OF THE YEAR
Andrew Nicholson, St. Bonaventure

DEFENSIVE PLAYER OF THE YEAR
Tony Gaffney, Massachusetts

CHRIS DANIELS
MOST IMPROVED PLAYER
Aaron Jackson, Duquesne

SIXTH MAN OF THE YEAR
Delroy James, Rhode Island

STUDENT-ATHLETE OF THE YEAR
Kevin Lisch, Saint Louis

COACH OF THE YEAR
Jim Baron, Rhode Island

2008-09 All-Conference Teams

FIRST TEAM

Jimmy Baron, Rhode Island
Dionte Christmas, Temple
Aaron Jackson, Duquesne
Ahmad Nivins, Saint Joseph's
B.J. Raymond, Xavier

SECOND TEAM

Kevin Anderson, Richmond
Derrick Brown, Xavier
Tony Gaffney, Massachusetts
Rodney Green, La Salle
Chris Wright, Dayton

THIRD TEAM

Lavoy Allen, Temple
Ricky Harris, Massachusetts
Kevin Lisch, Saint Louis
Lamont Mack, Charlotte
Kahiem Seawright, Rhode Island

ROOKIE TEAM

Melquan Bolding, Duquesne
Jio Fontan, Fordham
Chris Johnson, Dayton
Kwamain Mitchell, Saint Louis
Andrew Nicholson, St. Bonaventure

DEFENSIVE TEAM

Lavoy Allen, Temple
Tony Gaffney, Massachusetts
Ahmad Nivins, Saint Joseph's
London Warren, Dayton
Garrett Williamson, Saint Joseph's

ACADEMIC TEAM

Jimmy Baron, Rhode Island
Luke Bonner, Massachusetts
Jason Duty, Duquesne
Kevin Lisch, Saint Louis
Yves Mekongo Mbala, La Salle

2009 Postseason Play

NCAA TOURNAMENT

• East Region - Boise, Idaho

#4 Xavier 77, #13 Portland State 59
#4 Xavier 60, #12 Wisconsin 49

• Midwest Region - Minneapolis, Minn.

#11 Dayton 68, #6 West Virginia 60
#3 Kansas 60, #11 Dayton 43

• South Region - Miami, Fla.

#6 Arizona State 66, #11 Temple 57

• East Regional - Boston, Mass.

#1 Pittsburgh 60, #4 Xavier 55

NIT

Rhode Island 68, **Niagara** 62
Virginia Tech 116, Duquesne 108 (2ot)
Penn State 83, Rhode Island 72

CBO

Richmond 75, St. John's 69
Richmond 74, Coll. of Charleston 72
UTEP 81, **Richmond** 69

Home team in **bold**

2009 Atlantic 10 Men's Basketball Championship March 11-14, Boardwalk Hall, Atlantic City, N.J.

First Round - Wednesday, March 11

#9 Saint Louis 62, #8, La Salle 60
#5 Saint Joseph's 72, #12 Charlotte 62
#7 Duquesne 91, #10 Massachusetts 81
#6 Richmond 65, #11 St. Bonaventure 49

Quarterfinals - Thursday, March 12

#1 Xavier 66, Saint Louis 47
#4 Temple 79, Saint Joseph's 65
Duquesne 78, #2 Rhode Island 74
#3 Dayton 69, Richmond 64

Semifinals - Friday, March 13

Temple 55, Xavier 53
Duquesne 77, Dayton 66

Championship - Saturday, March 14

Temple 69, Duquesne 64



ATLANTIC 10 REVIEW

2008-09 Atlantic 10 Individual Statistics

SCORING

#	Player (Team)	G	Pts	Avg.
1.	Dionte Christmas (TU)	34	662	19.5
2.	Aaron Jackson (DUQ)	34	657	19.3
3.	Ahmad Nivins (SJU)	32	613	19.2
4.	RICKY HARRIS (UM)	30	546	18.2
5.	RODNEY GREEN (LAS)	31	551	17.8
6.	Jimmy Baron (URI)	34	592	17.4
7.	KEVIN ANDERSON (UR)	36	598	16.6
8.	DAVID GONZALVEZ (UR)	36	575	16.0
9.	JIO FONTAN (FOR)	28	429	15.3
10.	Lamont Mack (CHA)	31	472	15.2
11.	Tasheed Carr (SJU)	31	443	14.3
12.	Kahiem Seawright (URI)	34	482	14.2
13.	B.J. Raymond (XU)	35	494	14.1
14.	Kevin Lisch (SLU)	31	436	14.1
15.	Derrick Brown (XU)	35	479	13.7
16.	Rob Diggs (GW)	28	376	13.4
17.	DAMIAN HOLLIS (GW)	27	362	13.4
18.	CHRIS WRIGHT (UD)	35	464	13.3
19.	KEITH COTHRAN (UR)	29	383	13.2
20.	D. SAUNDERS (DUQ)	34	445	13.1

REBOUNDING

#	Player (Team)	G	OR	DR	Total	Avg.
1.	Ahmad Nivins (SJU)	32	126	252	378	11.8
2.	Tony Gaffney (UM)	30	95	212	307	10.2
3.	LAVOY ALLEN (TU)	33	128	168	296	9.0
4.	D. SAUNDERS (DUQ)	34	84	174	258	7.6
5.	Kahiem Seawright (URI)	34	92	162	254	7.5
6.	Rob Diggs (GW)	28	68	136	204	7.3
7.	Charlie Coley (CHA)	31	72	139	211	6.8
8.	CHRIS WRIGHT (UD)	35	94	138	232	6.6
9.	JONATHAN HALL (SBU)	30	63	127	190	6.3
10.	DAMIAN HOLLIS (GW)	27	41	125	166	6.1
11.	Maurice Thomas (SBU)	26	59	99	158	6.1
12.	DELROY JAMES (URI)	33	79	121	200	6.1
13.	Derrick Brown (XU)	35	82	130	212	6.1
14.	A. NICHOLSON (SBU)	30	64	116	180	6.0
15.	V. GOODRIDGE (LAS)	30	56	121	177	5.9
16.	JASON LOVE (XU)	35	84	122	206	5.9
17.	Dionte Christmas (TU)	34	36	161	197	5.8
18.	Lamont Mack (CHA)	31	49	129	178	5.8
19.	Tommie Liddell (SLU)	32	37	144	181	5.7
20.	IDRIS HILLIARD (SJU)	32	77	100	177	5.5

FIELD GOAL PCT

(Min. 5 made per game)

#	Player (Team)	G	FG	FGA	Pct.
1.	Ahmad Nivins (SJU)	32	205	335	.612
2.	A. NICHOLSON (SBU)	30	154	256	.602
3.	Aaron Jackson (DUQ)	34	229	413	.554
4.	D. SAUNDERS (DUQ)	34	179	328	.546
5.	Kahiem Seawright (URI)	34	173	345	.501
6.	JONATHAN HALL (SBU)	30	160	321	.498
7.	Rob Diggs (GW)	28	141	284	.496
8.	RODNEY GREEN (LAS)	31	199	418	.476
9.	DAVID GONZALVEZ (UR)	36	206	433	.476
10.	KEITH COTHRAN (URI)	29	151	319	.473

3-POINT FG PCT

(Min. 1.5 made per game)

#	Player (Team)	G	3FG	FGA	Pct.
1.	BRAD REDFORD (XU)	35	53	114	.465
2.	Jimmy Baron (UR)	34	118	260	.454
3.	DAVID GONZALVEZ (UR)	36	72	174	.414
4.	JASON DUTY (DUQ)	34	55	133	.414
5.	B.J. Raymond (XU)	35	84	205	.410
6.	RYAN BROOKS (TU)	34	59	144	.410
7.	Tasheed Carr (SJU)	31	51	125	.408
8.	Noel Wilmore (GW)	28	55	135	.407
9.	BILL CLARK (DUQ)	34	66	166	.398
10.	RICKY HARRIS (UM)	30	87	225	.387

FREE THROW PCT

(Min. 2.5 made per game)

#	Player (Team)	G	FTM	FTA	Pct.
1.	DAMIAN HOLLIS (GW)	27	87	104	.837
2.	Kevin Lisch (SLU)	31	109	131	.832
3.	Aaron Jackson (DUQ)	34	152	188	.809
4.	Rob Diggs (GW)	28	88	111	.793
5.	RICKY HARRIS (UM)	30	113	143	.790
6.	Ahmad Nivins (SJU)	32	203	258	.787
7.	ERIC EVANS (DUQ)	34	89	117	.761
8.	Dionte Christmas (TU)	34	119	158	.753
9.	KEVIN ANDERSON (UR)	36	134	179	.749
10.	Derrick Brown (XU)	35	100	135	.741

ASSISTS

#	Player (Team)	G	Ast	Avg.
1.	DIJUAN HARRIS (CHA)	31	223	7.19
2.	Chris Lowe (UM)	30	193	6.43
3.	Aaron Jackson (DUQ)	34	194	5.71
4.	JIO FONTAN (FOR)	28	132	4.71
5.	G. WILLIAMSON (SJU)	32	145	4.53
6.	LONDON WARREN (UD)	35	154	4.40
7.	Tasheed Carr (SJU)	31	134	4.32
8.	MARQUIS JONES (URI)	34	135	3.97
9.	K. MITCHELL (SLU)	31	113	3.65
10.	Semaj Inge (TU)	34	122	3.59

STEALS

#	Player (Team)	G	Stl	Avg.
1.	DAMIAN SAUNDERS (DUQ)	34	71	2.09
2.	Tony Gaffney (UM)	30	61	2.03
3.	RODNEY GREEN (LAS)	31	58	1.87
4.	KEITH COTHRAN (URI)	29	50	1.72
5.	Aaron Jackson (DUQ)	34	56	1.65
6.	Charlie Coley (CHA)	31	51	1.65
7.	LONDON WARREN (UD)	35	57	1.63
8.	DARRIN GOVENS (SJU)	32	52	1.63
9.	RYAN BUTLER (UR)	34	54	1.59
10.	G. WILLIAMSON (SJU)	32	49	1.53

BLOCKS

#	Player (Team)	G	Blk	Avg.
1.	Tony Gaffney (UM)	30	115	3.83
2.	A. NICHOLSON (SBU)	30	81	2.70
3.	D. SAUNDERS (DUQ)	34	83	2.44
4.	Ahmad Nivins (SJU)	32	56	1.75
5.	Rob Diggs (GW)	28	47	1.68
6.	V. GOODRIDGE (LAS)	30	49	1.63
7.	LAVOY ALLEN (TU)	33	50	1.52
8.	PHIL JONES (CHA)	30	43	1.43
9.	Sergio Olmos (TU)	30	42	1.40
10.	KENNY FREASE (XU)	34	43	1.26

Players returning in 2009-10 in CAPS

SJU players in bold



Tasheed Carr was among the A-10's leaders in assists and 3-point percentage in 2008-09.

SJU'S RANKING IN THE TEAM STATS

OVERALL GAMES

Scoring Offense	10th
Scoring Defense	5th
Scoring Margin	8th
Free Throw Pct.	1st
Field Goal Pct.	8th
Field Goal Pct. Defense	5th
3-Pt. Field Goal Pct.	3rd
Rebounding Margin	9th
Blocked Shots	6th
Assists	4th
Steals	7th
Turnover Margin	9th

CONFERENCE GAMES ONLY

Scoring Offense	6th
Scoring Defense	6th
Scoring Margin	5th
Free Throw Pct.	1st
Field Goal Pct.	4th
Field Goal Pct. Defense	11th
3-Pt. Field Goal Pct.	7th
3-Pt. Field Goals Made	13th
Rebounding Margin	6th
Blocked Shots	8th
Assists	5th-tie
Steals	10th-tie
Turnover Margin	11th
Assist/Turnover Ratio	6th
Offensive Rebounds	12th
Defensive Rebounds	4th